ESTADISTICAS

STATISTICS

I - SINTESIS / Summary

1. El año 2000

La producción nacional de automotores fue de 339.246 unidades. Con relación a 1999 aumentó un 11,3%. 238.706 fueron automóviles y 100.540 vehículos comerciales. El aumento en automóviles fue del 6,2% y en vehículos comerciales del 25,6%.

Las ventas al mercado interno – vehículos nacionales e importados- fueron 288.165 unidades. La merma con relación a 1999 fue del 24,2%.

Las ventas de automotores nacionales al mercado interno fueron de 186.283 unidades. Disminuyó con relación a 1999 un 15,5%.

El valor de las exportaciones fue de 1866,8 millones de dólares FOB. Con respecto a 1999 aumentó un 18,0%. 1358,2 millones de dólares FOB le correspondieron a unidades completas y desarmadas y 508.6 millones de dólares FOB a conjuntos, sub-conjuntos, partes y piezas.

El valor de la producción a precios al público, fue de 6894,1 millones de pesos.

El valor de las ventas de las fábricas por todo concepto alcanzó a 6326,4 millones de pesos.

El valor de las compras realizadas a la industria auxiliar se elevó a 2317,5 millones de pesos.

Los sueldos, salarios y cargas sociales, representaron a la industria una erogación de 468,7 millones de pesos.

El consumo de energía eléctrica fue de 392,7 millones de KWh.

Las horas trabajadas alcanzaron a 20,2 millones.

El personal ocupado en forma directa a fin de diciembre de 2000 era de 17.381 personas.

1. Year 2000

Domestic production of vehicles has been of 339,246 units. In relationship with 1999 the increase was of 11.3%. 238,706 were cars and 100,540 were commercial vehicles. Increase in cars was 6.2% and in commercial vehicles, 25.6%.

Sales within domestic market –domestic and imported vehicles- were of 288,165 units. Decrease in relationship with 1999 was of 24.2%.

Sales of domestic vehicles within domestic market were 186,283 units. Decrease –compared to 1999- was of 15.5%.

Exportations were of 1,866.8 million dollar FOB. Compared to 1999, increase was of 18.0%. 1,358.2 million dollar FOB were for mounted and dismounted units and 508.6 million dollar FOB to wholes, parts and pieces.

Production values at public prices was of 6,894.1 million pesos.

Manufacturers sold –for all concepts- 6,326.4 million pesos.

Purchasing done to auxiliary industries was of 2,317.5 million pesos.

Salaries, wages and social service burden were of 468.7 million pesos.

Electric energy consumption was of 392.7 million KW/h.

Man-hours were of 20.2 millions.

Staff actively working were of 17,381 people by the end of December 2000.

2. Datos Básicos / *Basic Data*

Año *Year*	Producción *Production*	Ventas (M. Interno y M. Externo) *Sales (Domestic and foreign market)* (automotores nacionales) *(Domestics vehicles)*	Stock (al 31 dic.) *(Up to Dec 31st)*
1959	32.952	32.319	s/inf./ *No data*
1960	89.338	87.723	s/inf./ *No data*
1961	136.188	134.926	s/inf./ *No data*
1962	129.880	124.447	8.698
1963	104.899	106.166	5.802
1964	166.483	167.538	5.305
1965	194.536	190.785	12.223
1966	179.453	177.374	12.658
1967	175.318	177.577	9.764
1968	180.976	185.419	5.122
1969	218.590	211.603	11.988
1970	219.599	221.595	10.015
1971	253.237	254.324	10.061
1972	268.593	265.289	12.830
1973	293.742	296.514	7.771
1974	286.312	286.702	6.918
1975	240.036	240.572	7.948
1976	193.517	191.158	11.417
1977	235.356	220.314	25.965
1978	179.160	194.844	9.925
1979	253.217	251.931	11.883
1980	281.793	278.665	14.183
1981	172.363	179.133	11.053
1982	132.117	135.039	8.294
1983	159.876	155.683	12.467
1984	167.323	169.783	10.313
1985	137.675	146.341	1.474
1986	170.490	165.956	5.839
1987	193.315	191.257	7.911
1988	164.160	164.151	8.836
1989	127.823	134.762	1.980
1990	99.639	95.913	4.151
1991	138.958	142.380	1.440
1992	262.022	259.716	2.431
1993	342.344	341.189	2.671
1994	408.777	399.378	11.372
1995	285.435	277.707	18.908
1996	313.152	324.133	11.795
1997	446.306	438.683	28.083
1998	457.957	459.468	26.511
1999	304.809	318.915	16.971
2000	339.246	322.043	35.737

2. Datos Básicos / *Basic Data*

Año *Year*	Valor de / *Values* — Ventas de las fábricas *Plant sales* (1) (3)	Compras en Plaza *Purchase in domestic market* (2) (3)	K.W.h. consumidos *(KW/h used)*
	(en miles $) / *(in thousand pesos)*		
1959	573.787	319.906	-
1960	1.697.238	527.245	54.600
1961	2.579.597	857.861	74.500
1962	2.227.229	973.960	90.500
1963	1.847.038	713.720	100.000
1964	2.732.645	1.443.621	136.600
1965	3.266.599	1.805.237	157.415
1966	3.212.231	1.711.150	168.720
1967	3.274.265	1.704.454	166.056
1968	3.392.377	1.765.178	182.305
1969	3.892.559	2.193.214	217.988
1970	3.739.871	1.999.583	244.398
1971	3.820.747	1.897.131	285.008
1972	3.496.773	2.127.258	304.483
1973	3.959.236	2.475.289	342.506
1974	4.218.904	2.889.382	368.887
1975	3.510.358	2.255.828	322.747
1976	3.315.955	2.133.956	290.030
1977	3.688.638	2.504.063	319.748
1978	3.336.167	1.881.069	245.796
1979	4.152.575	2.381.562	290.019
1980	4.251.688	2.499.173	295.488
1981	2.201.531	1.049.540	225.427
1982	1.871.723	954.599	199.204
1983	2.194.275	1.343.720	224.482
1984	2.435.552	1.580.574	245.994
1985	2.322.941	1.212.243	207.297
1986	3.084.034	1.728.738	239.805
1987	3.082.992	1.680.094	265.255
1988	2.544.031	1.568.507	234.031
1989	2.589.660	1.610.873	200.046
1990	1.551.481	879.470	174.792
1991	2.777.053	1.368.463	206.871
1992	5.386.308	2.635.243	272.510
1993	6.074.335	2.845.486	308.559
1994	7.359.321	3.627.326	367.777
1995	5.562.250	2.170.425	294.603
1996	6.839.704	2.900.785	319.049
1997	8.009.849	3.735.661	436.761
1998	9.248.449	3.893.637	464.437
1999	6.488.192	2.452.495	375.951
2000	6.326.365	2.317.460	392.689

(1) A precios concesionario, incluye automotores, motores, etc.

(2) Excluídas las destinadas a activo fijo.

(3) Valores constantes en miles de pesos, (ajustados según promedio año 1999 del IPIM - Manufacturados y Energía Eléctrica). A partir de 1996 el Instituto Nacional de Estadística y Censos - INDEC, publica el Sistema de Indices de Precios Mayoristas, base 1993 = 100. Hemos utilizado a partir de 1993 el Indice de Precios Internos al por Mayor, Productos nacionales - Manufacturados y Energía Eléctrica. Dicha serie se empalmó para los años anteriores con el Indice de Precios Mayoristas - Nacional No agropecuario, base 1981 = 100.

(1) Dealer prices, including vehicles, engines, etc.

(2) Excluding those destined to fixed assets

(3) Constant values in thousand pesos, (adjusted according to year 1999 average from IPIM- Manufactured and Electric Energy). Since 1996 Statistic and Census National Institute -INDEC- publishes Wholesale Price Index System, base 1993 = 100. Since 1993 we have used Wholesale Internal Price Index, National Products - Manufactured and Electric Energy. This series was connected to those of previous years with Wholesale price - National - No Farming, base 1981 = 100

2. Datos Básicos / *Basic Data*

Año *Year*	Personal ocupado *Staff*	Horas-trabajadas *man-hours*	Sueldos y Salarios *Salaries and wages* (1)
		(en miles) / *(in thousand pesos)*	
1959	9.900	12.300	86.461
1960	17.500	20.900	155.600
1961	24.400	31.000	251.508
1962	25.500	36.000	260.121
1963	28.200	30.800	276.584
1964	33.493	42.278	326.878
1965	36.710	47.099	380.234
1966	39.500	48.239	456.582
1967	34.528	42.882	456.570
1968	35.295	44.247	471.090
1969	40.349	51.998	545.666
1970	41.561	54.679	544.436
1971	42.909	55.276	568.954
1972	46.316	57.673	516.573
1973	50.626	64.065	649.614
1974	57.400	69.218	783.320
1975	54.556	66.374	676.785
1976	50.012	59.863	425.087
1977	48.765	64.674	500.017
1978	38.402	48.609	471.914
1979	41.201	55.156	600.835
1980	38.851	55.436	743.040
1981	28.334	35.975	569.975
1982	23.267	29.207	265.213
1983	23.449	31.929	284.412
1984	23.620	32.934	432.748
1985	20.715	27.784	309.744
1986	22.129	32.214	365.293
1987	21.820	36.661	385.062
1988	21.313	29.693	315.841
1989	19.281	23.930	259.698
1990	17.430	20.812	280.248
1991	18.317	27.216	360.783
1992	22.161	40.939	538.996
1993	23.027	45.155	646.790
1994	25.734	48.135	718.651
1995	21.362	34.570	650.481
1996	22.728	32.981	551.750
1997	26.286	39.212	536.076
1998	22.963	39.328	537.507
1999	18.522	22.087	469.187
2000	17.381	20.210	468.694

(1) Valores constantes en miles de pesos, (ajustados según promedio año 1999 del IPIM - Manufacturados y Energía Eléctrica). A partir de 1996 el Instituto Nacional de Estadística y Censos - INDEC, publica el Sistema de Indices de Precios Mayoristas, base 1993 = 100. Hemos utilizado a partir de 1993 el Indice de Precios Internos al por Mayor, Productos nacionales - Manufacturados y Energía Eléctrica. Dicha serie se empalmó para los años anteriores con el Indice de Precios Mayoristas - Nacional No agropecuario, base 1981 = 100.

(1) Constant values in thousand pesos (adjusted according to year 1999 average from IPIM - Manufactured and Electric Energy). Since 1996, Statistic and Census National Institute - INDEC- publishes Wholesale Price Index System base 1993 = 100. Since 1993 we have used Wholesale Internal Price Index, National Products - Manufactured and Electric Energy. This series was connected to those of previous years with Wholesale price - National - No Farming, base 1981 = 100

3. Producción de automotores nacionales / *Domestic Vehicle Production*

3.1 Por tipo / *Sorted by kind of vehicle*

Año *Year*	Automóviles *Cars*	Comerciales *Commercial*	Total *Total*
1951/1958	20.648	42.665	63.313
1959	18.290	14.662	32.952
1960	40.144	49.194	89.338
1961	78.274	57.914	136.188
1962	90.648	39.232	129.880
1963	75.338	29.561	104.899
1964	114.617	51.866	166.483
1965	133.734	60.802	194.536
1966	133.812	45.641	179.453
1967	130.297	45.021	175.318
1968	127.965	53.011	180.976
1969	153.047	65.543	218.590
1970	167.000	52.599	219.599
1971	193.105	60.132	253.237
1972	200.885	67.708	268.593
1973	219.439	74.303	293.742
1974	212.088	74.224	286.312
1975	185.162	54.874	240.036
1976	142.072	51.445	193.517
1977	168.126	67.230	235.356
1978	133.416	45.744	179.160
1979	192.011	61.206	253.217
1980	218.640	63.153	281.793
1981	139.428	32.935	172.363
1982	106.886	25.231	132.117
1983	128.962	30.914	159.876
1984	137.206	30.117	167.323
1985	113.788	23.887	137.675
1986	137.889	32.601	170.490
1987	158.743	34.572	193.315
1988	135.776	28.384	164.160
1989	107.597	20.226	127.823
1990	81.107	18.532	99.639
1991	114.113	24.845	138.958
1992	220.502	41.520	262.022
1993	286.964	55.380	342.344
1994	338.355	70.422	408.777
1995	226.656	58.779	285.435
1996	269.439	43.713	313.152
1997	366.466	79.840	446.306
1998	353.074	104.883	457.957
1999	224.733	80.076	304.809
2000	238.706	100.540	339.246
1951/2000	**7.035.148**	**2.165.127**	**9.200.275**

PRODUCCION NACIONAL DE AUTOMOTORES

Domestic Vehicle Production

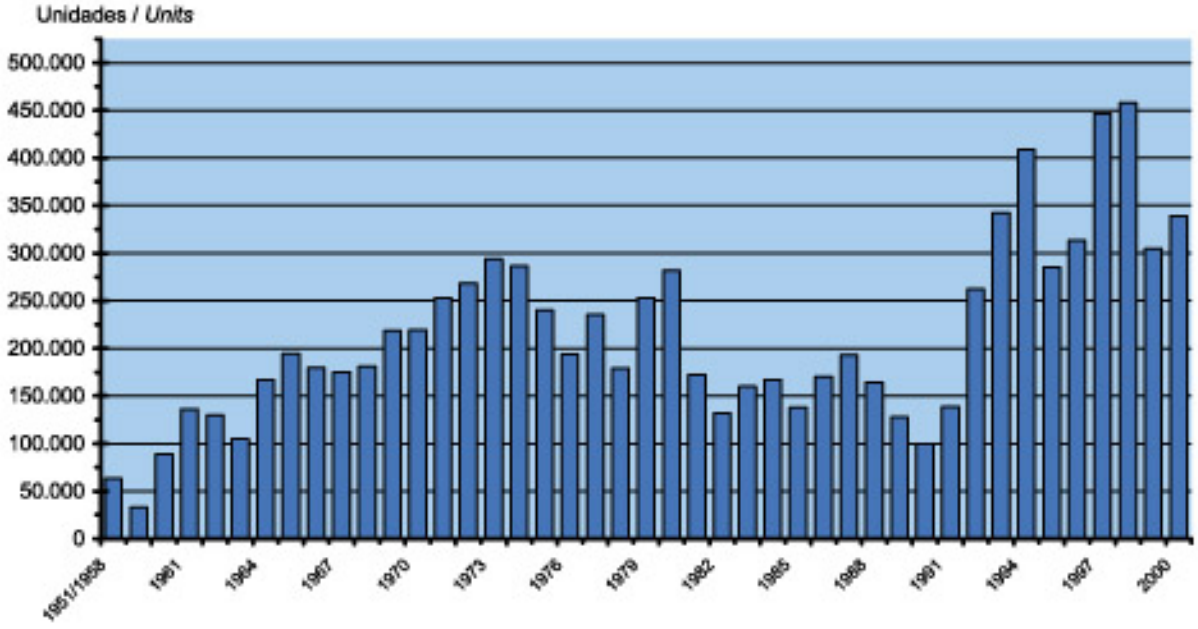

3. Producción de automotores nacionales / *Domestic Vehicle Production*

3.2 Por empresa / *Sorted by firm*

Automotores / *Vehicles*	1959/1995	1996	1997	1998	1999	2000	1959/2000
CHEVROLET	25.025	14.719	20.258	45.364	36.099	41.217	182.682
DAIMLER CHRYSLER ARGENTINA S.A	186.888	7.008	19.585	24.812	11.105	15.904	265.302
FIAT AUTO ARGENTINA S.A.	1.506.724	57.246	97.631	95.046	48.690	33.815	1.839.152
FORD ARGENTINA S.A.	1.437.109	66.450	96.381	85.640	52.305	56.255	1.794.140
IVECO ARGENTINA S.A.	32.457	1.340	1.700	2.040	2.181	1.335	41.053
PEUGEOT-CITROËN S.A.	765.880	28.903	29.010	30.270	26.549	69.117	949.729
RENAULT ARGENTINA S.A.	1.645.310	66.624	79.552	87.351	60.181	58.710	1.997.728
SCANIA ARGENTINA S.A.	18.543	1.729	1.877	1.454	985	1.095	25.683
TOYOTA ARGENTINA S.A.	0	0	10.160	18.260	13.211	17.319	58.950
VOLKSWAGEN ARGENTINA S.A.	738.291	68.913	89.772	66.888	53.205	44.439	1.061.508
EL DETALLE S.A.	4.294	194	349	769	298	40	5.944
OTROS / *Others*	914.971	26	31	63	0	0	915.091
Total / *Total*	**7.275.492**	**313.152**	**446.306**	**457.957**	**304.809**	**339.246**	**9.136.962**

Automóviles - Categoría A / *Cars - A Category*							
CHEVROLET	0	0	0	29.280	32.474	40.357	102.111
FIAT AUTO ARGENTINA S.A.	1.435.386	55.693	97.631	95.046	48.690	33.815	1.766.261
FORD ARGENTINA S.A.	877.201	63.948	87.546	62.230	31.097	29.904	1.151.926
PEUGEOT-CITROËN S.A.	665.651	22.843	23.225	25.227	17.434	52.199	806.579
RENAULT ARGENTINA S.A.	1.416.834	58.042	68.292	75.505	51.431	44.254	1.714.358
VOLKSWAGEN ARGENTINA S.A.	597.730	68.913	89.772	65.786	43.607	38.177	903.985
OTROS / *Others*	525.671	0	0	0	0	0	525.671
Total / *Total*	**5.518.473**	**269.439**	**366.466**	**353.074**	**224.733**	**238.706**	**6.970.891**

Utilitarios - Categoría A / *Utes - A Category*							
CHEVROLET	25.025	14.719	20.258	16.084	3.625	860	80.571
DAIMLER CHRYSLER ARGENTINA S.A	1.044	0	2.460	6.184	1.394	3.896	14.978
FIAT AUTO ARGENTINA S.A.	71.338	1.553	0	0	0	0	72.891
FORD ARGENTINA S.A.	444.832	2.389	8.835	23.410	20.851	26.234	526.551
PEUGEOT-CITROËN S.A.	100.229	6.060	5.785	5.043	9.115	16.918	143.150
RENAULT ARGENTINA S.A.	228.476	8.582	11.260	11.846	8.750	14.456	283.370
TOYOTA ARGENTINA S.A.	0	0	10.160	18.260	13.211	17.319	58.950
VOLKSWAGEN ARGENTINA S.A.	87.852	0	0	1.102	9.598	6.262	104.814
OTROS / *Others*	334.509	0	0	0	0	0	334.509
Total / *Total*	**1.293.305**	**33.303**	**58.758**	**81.929**	**66.544**	**85.945**	**1.619.784**

Transporte de Carga - Categoría B / *Cargo Vehicles - B Category*							
DAIMLER CHRYSLER ARGENTINA S.A	111.981	3.809	15.104	16.797	8.832	11.621	168.144
FORD ARGENTINA S.A.	112.809	113	0	0	357	117	113.396
IVECO ARGENTINA S.A.	31.515	1.340	1.670	2.040	2.181	1.335	40.081
SCANIA ARGENTINA S.A.	14.568	1.729	1.877	1.454	985	1.008	21.621
VOLKSWAGEN ARGENTINA S.A.	50.671	0	0	0	0	0	50.671
OTROS / *Others*	44.386	0	0	0	0	0	44.386
Total / *Total*	**365.930**	**6.991**	**18.651**	**20.291**	**12.355**	**14.081**	**438.299**

Transporte de Pasajeros - Categoría B / *Passenger Vehicles - B Category*							
DAIMLER CHRYSLER ARGENTINA S.A	73.883	3.199	2.021	1.831	879	387	82.180
FORD ARGENTINA S.A.	2.267	0	0	0	0	0	2.267
IVECO ARGENTINA S.A.	942	0	30	0	0	0	972
SCANIA ARGENTINA S.A.	3.975	0	0	0	0	87	4.062
VOLKSWAGEN ARGENTINA S.A.	2.038	0	0	0	0	0	2.038
EL DETALLE S.A.	4.294	194	349	769	298	40	5.944
OTROS / *Others*	10.405	26	31	63	0	0	10.525
Total / *Total*	**97.784**	**3.419**	**2.431**	**2.663**	**1.177**	**514**	**107.988**

3.3 Por modelo / *Sorted by model*

Modelo y Versión / *Model and version*	1959/1995	1996	1997	1998	1999	2000	1959/2000
CHEVROLET	**25.025**	**14.719**	**20.258**	**45.364**	**36.099**	**41.217**	**182.682**
Chevrolet Corsa 3DR GL DA/AA	0	0	0	0	0	382	382
Chevrolet Corsa 3DR GLS	0	0	0	0	0	16	16
Chevrolet Corsa 3DR Sport	0	0	0	0	0	0	0
Chevrolet Corsa 3DR Wind	0	0	0	0	951	5.568	6.519
Chevrolet Corsa 3DR Wind Diesel	0	0	0	0	565	1.910	2.475
Chevrolet Corsa 4DR Diesel GL AA/DA	0	0	0	0	0	1.535	1.535
Chevrolet Corsa 4DR Diesel GLS	0	0	0	0	0	1.101	1.101
Chevrolet Corsa 4DR GL AA/DA	0	0	0	0	0	2.032	2.032
Chevrolet Corsa 4DR GLS	0	0	0	0	0	757	757
Chevrolet Corsa 4DR Wind	0	0	0	19.399	10.997	2.894	33.290
Chevrolet Corsa 4DR Wind Diesel	0	0	0	4.648	4.300	2.876	11.824
Chevrolet Corsa 4DR World Cup / Super	0	0	0	0	0	563	563
Chevrolet Corsa 5DR Diesel	0	0	0	0	0	0	0
Chevrolet Corsa 5DR GL DA/AA	0	0	0	0	0	387	387
Chevrolet Corsa 5DR GLS	0	0	0	0	0	0	0
Chevrolet Corsa 5DR Wind	0	0	0	0	619	953	1.572
Chevrolet Corsa Wagon Diesel	0	0	0	0	0	639	639
Chevrolet Corsa Wagon GL	0	0	0	0	0	12.700	12.700
Chevrolet Corsa Wagon GL AA+PS	0	0	0	0	0	2.588	2.588
Chevrolet Corsa Wagon GLS	0	0	0	3.749	13.352	3.340	20.441
Chevrolet Corsa Wagon GLS Diesel	0	0	0	1.484	1.690	116	3.290
Automóviles / *Cars*	**0**	**0**	**0**	**29.280**	**32.474**	**40.357**	**102.111**
C 10 Custom De Luxe Turbo - Pick Up Diesel	2.308	0	0	0	0	0	2.308
C 10 Custom / Silverado - Pick Up	9.133	0	0	0	0	0	9.133
Chevrolet C 20 Custom - Pick-up	361	1.764	1	16	0	0	2.142
Chevrolet C 20 De Luxe - Pick-up	186	291	0	0	0	0	477
Chevrolet D 20 Conquest Plus - Pick-up Diesel	0	5.229	0	0	0	0	5.229
Chevrolet D 20 Custom Turbo - Pick-up Diesel	3.226	1.923	0	0	0	0	5.149
Chevrolet D 20 Custom doble cabina - Pick-up Diesel	7	0	0	0	0	0	7
Chevrolet D 20 Custom/Custom Aspirada - Diesel	7.595	2.230	0	0	0	0	9.825
Chevrolet D 20 DeLuxe Turbo/DeLuxe Plus - Diesel	2.209	3.282	0	0	0	0	5.491
Chevrolet Grand Blazer - pick up	0	0	0	1.656	175	0	1.831
Chevrolet Grand Vitara - pick up	0	0	0	0	0	395	395
Chevrolet Silverado Asp. Conquest - pick up	0	0	0	507	0	0	507
Chevrolet Silverado Gas STD / Luxe - Pick-up	0	0	4.654	1.201	0	0	5.855
Chevrolet Silverado STD Maxion - pick up	0	0	7.020	3.092	149	0	10.261
Chevrolet Silverado TDiesel DLX MWM - pick up	0	0	3.524	4.366	281	0	8.171
Chevrolet Silverado TDiesel MWM Conquest - pick up	0	0	0	2.923	3.020	0	5.943
Chevrolet Silverado TDiesel STD MWM - Pick-up	0	0	5.059	2.323	0	0	7.382
Suzuki Grand Vitara - pick up	0	0	0	0	0	465	465
Utilitarios / *Commercial / Ute*	**25.025**	**14.719**	**20.258**	**16.084**	**3.625**	**860**	**80.571**
Categoría A / *A Category*	**25.025**	**14.719**	**20.258**	**45.364**	**36.099**	**41.217**	**182.682**
DAIMLER CHRYSLER ARGENTINA S.A	**186.888**	**7.008**	**19.585**	**24.812**	**11.105**	**15.904**	**265.302**
220 D - Pick-up Diesel	1.044	0	0	0	0	0	1.044
Cherokee Classic	0	0	0	0	0	396	396
Cherokee Classic TD	0	0	0	0	0	432	432
Cherokee Sport	0	0	0	2.020	462	0	2.482
Cherokee Turbo Diesel	0	0	0	372	688	0	1.060
Grand Cherokee Laredo	0	0	1.535	2.064	59	799	4.457
Grand Cherokee Laredo TD - Diesel	0	0	0	0	0	438	438
Grand Cherokee Limited	0	0	925	1.728	185	1.335	4.173
Grand Cherokee Limited TD - Diesel	0	0	0	0	0	496	496
Utilitarios / *Commercial / Ute*	**1.044**	**0**	**2.460**	**6.184**	**1.394**	**3.896**	**14.978**
Categoría A / *A Category*	**1.044**	**0**	**2.460**	**6.184**	**1.394**	**3.896**	**14.978**
1418-20 - Chasis c/c - Camión Diesel / *Diesel Truck*	0	35	0	0	0	0	35
1715 / 1722 - Chasis c/c - Camión Diesel / *Diesel Truck*	54	12	0	0	0	0	66
L 710 - Chasis c/c - Camión Diesel / *Diesel Truck*	1.535	589	165	0	0	0	2.289
L 914 - Chasis c/c - Camión Diesel / *Diesel Truck*	38.463	127	0	0	0	0	38.590
L 1620 - Chasis c/c - Camión Diesel / *Diesel Truck*	2.214	980	909	0	0	0	4.103
L / LK 1215 / 1215 - Chasis c/c - Camión Diesel / *Diesel Truck*	4.440	429	0	0	0	0	4.869
L / LK 1218 - Chasis c/c - Camión Diesel / *Diesel Truck*	18	303	750	0	0	0	1.071
L / LK 1514 - L/ LS/ LK 1517 - L 1521- LA 1419 - C	7.681	0	0	0	0	0	7.681
L / LK 1615 - L 1619 - L / LS 1622 - Chasis c/c -	1.145	0	0	0	0	0	1.145
L / LS / LK / LA / LAS 1114 - Chasis c/c - Camión / *Truck*	46.627	0	0	0	0	0	46.627
L / LS / LK 1518 - L / LS 1526 - Chasis c/c - Camión / *Truck*	5.615	0	0	0	0	0	5.615
L / LS 1633 - Chasis c/c - Camión Diesel / *Diesel Truck*	834	396	0	0	0	0	1.230
L / LS 1938 - Chasis c/c - Camión Diesel / *Diesel Truck*	483	169	0	0	0	0	652
Sprinter - Combi Diesel / *Diesel Combi Van*	0	258	5.283	6.805	3.177	4.387	19.910
Sprinter - Furgón Diesel / *Diesel Wagon*	0	392	5.755	7.248	4.103	5.449	22.947
Sprinter - Pick up Diesel	0	6	870	615	221	174	1.886

3.3 Por modelo / *Sorted by model*

Modelo y Versión / *Model and version*	1959/1995	1996	1997	1998	1999	2000	1959/2000
Sprinter - Windauf 3550 y 4025 - Diesel	0	0	0	0	0	463	463
Sprinter - chassis Diesel	0	113	1.372	2.129	1.331	1.148	6.093
Unimog - Diesel	2.872	0	0	0	0	0	2.872
Transporte de Carga / *Cargo Vehicles*	**111.981**	**3.809**	**15.104**	**16.797**	**8.832**	**11.621**	**168.144**
LO 813 / 1114 - OF 1114 - OC 1214 - Chasis s/c -	35.268	0	0	0	0	0	35.268
O 140 / 170 - Chasis s/c - Omnibus Diesel / *Diesel Bus*	3.511	0	0	0	0	0	3.511
O 373 RSD - Chasis s/c - Omnibus Diesel / *Diesel Bus*	324	0	0	0	0	0	324
O 374 RSD - Chasis s/c - Omnibus Diesel / *Diesel Bus*	72	0	0	0	0	0	72
O 400 RSD - Chasis s/c - Omnibus Diesel / *Diesel Bus*	61	0	0	0	0	0	61
OF 1214 / 1215 / 1318 - Chasis s/c - Colectivo Die / *Diesel Bus*	5.572	0	0	0	0	0	5.572
OF 1620 - Chasis s/c - Colectivo Diesel / *Diesel Bus*	3.217	2.768	623	0	0	0	6.608
OH / OHL 1316 - Chasis s/c - Colectivo Diesel / *Diesel Bus*	3.378	2	0	0	0	0	3.380
OH / OHL 1320 - Chasis s/c - Colectivo Diesel / *Diesel Bus*	1.881	311	821	0	0	0	3.013
OH 1115 L-SB - ch. s/c colectivo Diesel / *Diesel Bus*	0	0	0	0	0	153	153
OH 1115 SB - CA - ch. s/c colectivo / *Bus*	0	0	0	0	0	0	0
OH 1314 / 1315 / 1318 / 1418 - Chasis s/c - Colect / *Bus*	2.605	0	0	0	0	0	2.605
OH 1521 L/52 - ch. s/c colectivo Diesel / *Diesel Bus*	0	0	0	0	13	83	96
OH 1522 - Chasis s/c - Omnibus Diesel / *Diesel Bus*	98	0	0	0	0	0	98
OH 1526 - Chasis s/c - Omnibus Diesel / *Diesel Bus*	333	0	0	0	0	0	333
OH 1621 L/52 CA - ch. s/c colectivo Diesel / *Diesel Bus*	0	0	54	1.283	367	26	1.730
OH 1621 L/59 CA / CM - ch. s/c Omibus Diesel / *Diesel Bus*	0	0	21	548	235	123	927
OH 1721 L/59 - ch. s/c colectivo Diesel / *Diesel Bus*	0	0	0	0	264	2	266
OHL 1420/60 CA - ch. s/c - Omnibus / *Bus*	2.125	120	502	0	0	0	2.747
OP 320 - LO 608 / 608 SPT / 911 / 912 / 914 / 1112	15.418	0	0	0	0	0	15.418
Transporte de Pasajeros / *Passenger Vehicles*	**73.863**	**3.199**	**2.021**	**1.831**	**879**	**387**	**82.180**
Categoría B / *B Category*	**185.844**	**7.008**	**17.125**	**18.628**	**9.711**	**12.008**	**250.324**
FIAT AUTO ARGENTINA S.A.	**1.506.724**	**57.246**	**97.631**	**95.046**	**48.690**	**33.815**	**1.839.152**
Duna CS / SX / S	110.326	3.927	4.822	3.681	5.194	1.690	129.640
Duna SD	77.347	12.528	5.499	10.236	5.526	2.120	113.256
Fiat 600 / 133 / 147 / 147 Diesel / Brio	336.594	0	0	0	0	0	336.594
Fiat 800 / 1100 / 2100 / 1500 / 1600 / 125 / 128 /	553.136	0	0	0	0	0	553.136
Fiat Duna CSD / SXD - Diesel	0	9.190	5.433	40	0	0	14.663
Fiat Regatta S / SC / 100 S / 2000 / Week-end	56.789	0	0	0	0	0	56.789
Fiat Spazio TR / TR Lujo / T	122.530	4.315	0	0	0	0	126.845
Fiat Spazio TRD Diesel	36.440	3.499	0	0	0	0	39.939
Fiat Uno CL / CLi / SCR / S / SCR 3 p./ SCR 5 p./	101.606	2.847	0	0	0	0	104.453
Fiat Uno CL Diesel	750	685	0	0	0	0	1.435
Fiat Uno CS / SX	0	1.541	2.792	0	0	0	4.333
Fiat Uno Mille	0	0	11.260	6.278	0	0	17.538
Fiat Uno S	0	5.322	16.514	11.317	6.762	0	39.915
Fiat Vivace / Vivace CL	39.888	10.054	0	0	0	0	49.922
Palio 3p. / *3-door*	0	0	9.181	22.420	14.781	3.849	50.231
Palio 3p. Diesel / *3-door Diesel*	0	0	4.320	8.032	4.893	1.096	18.341
Palio 5p. / *5-door*	0	0	0	0	0	5.741	5.741
Palio 5p. Diesel / *5-door Diesel*	0	0	0	0	0	1.480	1.480
Siena Diesel	0	0	7.731	8.272	3.616	2.155	21.774
Siena Nafta / *Petrol*	0	0	27.707	23.053	6.123	11.260	68.143
Uno CSD / SD	0	1.785	2.372	1.717	1.795	200	7.869
Uno S	0	0	0	0	0	4.224	4.224
Automóviles / *Cars*	**1.435.386**	**55.693**	**97.631**	**95.046**	**48.690**	**33.815**	**1.766.261**
Fiat 1500 / 1600 / 125 Multicarga - Pick-up / 3 CV	47.856	0	0	0	0	0	47.856
Fiat Fiorino - Furgón / Pick-up	13.302	404	0	0	0	0	13.706
Fiat Fiorino - Furgón / Pick-up - Diesel	10.180	1.149	0	0	0	0	11.329
Utilitarios / *Commercial/Ute*	**71.338**	**1.553**	**0**	**0**	**0**	**0**	**72.891**
Categoría A / *A Category*	**1.506.724**	**57.246**	**97.631**	**95.046**	**48.690**	**33.815**	**1.839.152**
FORD ARGENTINA S.A.	**1.437.109**	**66.450**	**96.381**	**85.640**	**52.305**	**56.255**	**1.794.140**
Ford Escort GL/LX 5p. / *5-door*	0	0	0	0	0	7.860	7.860
Ford Escort CLX 4p. / *4-door*	101.683	47.767	79.861	55.024	26.441	35	310.801
Ford Escort CLX 4p. Diesel / *4-door Diesel*	0	1.304	7.695	7.205	4.656	0	20.860
Ford Escort CLX 5p. / *5-door*	0	0	0	0	0	486	486
Ford Escort CLX 5p. Diesel / *5-door Diesel*	0	0	0	0	0	913	913
Ford Escort GLX 5p. / *5-door*	0	0	0	0	0	2.037	2.037
Ford Escort LX 3p. / *3-door*	0	0	0	0	0	225	225
Ford Escort LX 3p. Diesel / *3-door Diesel*	0	0	0	0	0	0	0
Ford Escort LX 4p Nafta Taxi / *4-door Fuel Taxi*	0	0	0	0	0	0	0
Ford Escort LX 4p. / *4-door*	0	0	0	0	0	149	149
Ford Escort LX 4p. Diesel / *4-door Diesel*	0	0	0	0	0	97	97
Ford Escort LX 5p. Diesel / *5-door Diesel*	0	0	0	0	0	2.118	2.118
Ford Escort Rural CLX / *Wagon*	0	0	0	0	0	165	165
Ford Escort Rural CLX Diesel / *Diesel Wagon*	0	0	0	0	0	329	329

3.3 Por modelo / *Sorted by model*

Modelo y Versión / *Model and version*	1959/1995	1996	1997	1998	1999	2000	1959/2000
Ford Escort Rural GL / *Wagon*	0	0	0	0	0	5.931	5.931
Ford Escort Rural GLX / *Wagon*	0	0	0	0	0	466	466
Ford Escort Rural LX / *Wagon*	0	0	0	0	0	116	116
Ford Escort Rural LX Diesel / *Diesel Wagon*	0	0	0	0	0	0	0
Ford Fairlane	29.602	0	0	0	0	0	29.602
Ford Falcon	423.648	0	0	0	0	0	423.648
Ford Falcon Rural / *Wagon*	33.493	0	0	0	0	0	33.493
Ford Focus CLX N 4p. / *4-door*	0	0	0	0	0	1.291	1.291
Ford Focus CLX N 5p. / *5-door*	0	0	0	0	0	2.389	2.389
Ford Focus Ghia N 4p / *4-door*	0	0	0	0	0	180	180
Ford Focus Ghia N 5p. / *5-door*	0	0	0	0	0	245	245
Ford Focus Ghia TDi 4p. / *4-door TDI*	0	0	0	0	0	319	319
Ford Focus Ghia TDi 5p. / *5-door TDI*	0	0	0	0	0	529	529
Ford Focus LX N 5p. / *5-door*	0	0	0	0	0	3.410	3.410
Ford Focus LX TDi 5p. / *5-door*	0	0	0	0	0	614	614
Ford Orion	19.720	11.420	0	1	0	0	31.141
Ford Ranger XL 4x4 S/C - pick up / *4WD*	0	0	0	0	0	0	0
Ford Sierra	68.255	0	0	0	0	0	68.255
Ford Sierra Rural / *Wagon*	3.769	0	0	0	0	0	3.769
Ford Taunus	197.031	0	0	0	0	0	197.031
Pointer GL	0	3.457	0	0	0	0	3.457
Automóviles / *Cars*	**877.201**	**63.948**	**87.546**	**62.230**	**31.097**	**29.904**	**1.151.926**
Ford F-100/1000 - Pick-up	335.960	622	0	0	0	0	336.582
Ford F-100/1000 - Pick-up Diesel	64.715	1.386	0	0	0	0	66.101
Ford F-150 2x4 - Pick-up	2.493	0	0	0	0	0	2.493
Ford F-150 2x4 - Pick-up Diesel	3.191	66	0	0	0	0	3.257
Ford F-150 4x4 - Pick-up	1.406	0	0	0	0	0	1.406
Ford Falcon Ranchero - Pick-up	37.067	0	0	0	0	0	37.067
Ford Ranger XL 4x2 C/C - pick up / *2WD*	0	315	8.835	13.368	6.503	1.073	30.092
Ford Ranger XL 4x2 C/C Diesel - pick up / *2WD*	0	0	0	10.044	14.348	5.687	30.079
Ford Ranger XL 4x2 R/C - pick up / *2WD*	0	0	0	0	0	598	598
Ford Ranger XL 4x2 R/C Diesel - pick up / *2WD*	0	0	0	0	0	2.586	2.586
Ford Ranger XL 4x2 S/C - pick up / *2WD*	0	0	0	0	0	208	208
Ford Ranger XL 4x2 S/C Diesel - pick up / *2WD*	0	0	0	0	0	151	151
Ford Ranger XL 4x4 C/C - pick up / *4WD*	0	0	0	0	0	19	19
Ford Ranger XL 4x4 C/C Diesel - Pick up / *4WD*	0	0	0	0	0	8.019	8.019
Ford Ranger XL 4x4 R/C - pick up / *4WD*	0	0	0	0	0	0	0
Ford Ranger XL 4x4 R/C Diesel - pick up / *4WD*	0	0	0	0	0	1.190	1.190
Ford Ranger XL 4x4 S/C Diesel - pick up / *4WD*	0	0	0	0	0	295	295
Ford Ranger XLT 4x2 C/C - Pick up / *2WD*	0	0	0	0	0	451	451
Ford Ranger XLT 4x2 C/C Diesel - pick up / *2WD*	0	0	0	0	0	2.123	2.123
Ford Ranger XLT 4x2 R/C - pick up / *2WD*	0	0	0	0	0	49	49
Ford Ranger XLT 4x2 R/C Diesel - pick up / *2WD*	0	0	0	0	0	380	380
Ford Ranger XLT 4x2 S/C - pick up / *2WD*	0	0	0	0	0	28	28
Ford Ranger XLT 4x2 S/C Diesel - pick up / *2WD*	0	0	0	0	0	51	51
Ford Ranger XLT 4x4 C/C - pick up / *4WD*	0	0	0	0	0	209	209
Ford Ranger XLT 4x4 C/C Diesel - pick up	0	0	0	0	0	2.961	2.961
Ford Ranger XLT 4x4 R/C - pick up / *4WD*	0	0	0	0	0	2	2
Ford Ranger XLT 4x4 R/C Diesel - pick up / *4WD*	0	0	0	0	0	80	80
Ford Ranger XLT 4x4 S/C - pick up / *4WD*	0	0	0	0	0	14	14
Ford Ranger XLT 4x4 S/C Diesel - pick up / *4WD*	0	0	0	0	0	60	60
Utilitarios / *Commercial/Ute*	**444.832**	**2.389**	**8.835**	**23.410**	**20.851**	**26.234**	**526.551**
Categoría A / *A Category*	**1.322.033**	**66.337**	**96.381**	**85.640**	**51.948**	**56.138**	**1.678.477**
Ford Cargo 1722/35 Diesel ch. c/cab. camión / *Truck*	0	0	0	0	357	45	402
Ford Cargo 1722/43 Diesel ch. c/cab. camión / *Truck*	0	0	0	0	0	55	55
Ford Cargo 1722/48 Diesel ch. c/cab. camión / *Truck*	0	0	0	0	0	17	17
Ford F-250 Chasis - Camión / *Truck*	1.573	0	0	0	0	0	1.573
Ford F-250 Chasis - Camión Diesel / *Diesel Truck*	3.464	0	0	0	0	0	3.464
Ford F-350 Chasis - Camión	16.611	0	0	0	0	0	16.611
Ford F-350 Chasis - Camión Diesel / *Diesel Truck*	20.050	0	0	0	0	0	20.050
Ford F-400 Chasis - Camión / *Truck*	97	0	0	0	0	0	97
Ford F-400/4000 Chasis - Camión Diesel / *Diesel Truck*	7.856	113	0	0	0	0	7.969
Ford F-500 / 600 Chasis - Camión / *Truck*	19.965	0	0	0	0	0	19.965
Ford F-6000 Chasis - Camión Diesel / *Diesel Truck*	15.911	0	0	0	0	0	15.911
Ford F-7000 Chasis - Camión Diesel / *Diesel Truck*	27.282	0	0	0	0	0	27.282
Transporte de Carga / *Cargo Vehicles*	**112.809**	**113**	**0**	**0**	**357**	**117**	**113.396**
Ford B-600 Chasis - Colectivo / *Bus*	156	0	0	0	0	0	156
Ford B-700 Chasis - Colectivo Diesel / *Diesel Bus*	2.111	0	0	0	0	0	2.111
Transporte de Pasajeros / *Passenger Vehicles*	**2.267**	**0**	**0**	**0**	**0**	**0**	**2.267**
Categoría B / *B Category*	**115.076**	**113**	**0**	**0**	**357**	**117**	**115.663**

3.3 Por modelo / *Sorted by model*

Modelo y Versión / *Model and version*	1959/1995	1996	1997	1998	1999	2000	1959/2000
IVECO ARGENTINA S.A.	**32.457**	**1.340**	**1.700**	**2.040**	**2.181**	**1.335**	**41.053**
150 Aspirado Chasis - Camión Diesel / *Diesel Truck*	83	0	0	0	0	0	83
150 N 4x2 Chasis - Camión Diesel / *Diesel Truck*	4.064	67	1	0	0	0	4.132
150 T 4x2 Chasis - Camión Diesel / *Diesel Truck*	412	0	0	0	0	0	412
190.29 N Turbo 4x2 Chasis - Camión Diesel / *Diesel Truck*	474	67	0	0	0	0	541
190.29 T Turbo 4x2 Chasis - Camión Diesel / *Diesel Truck*	141	47	0	0	0	0	188
190.33 N 4x2 Chasis - Camión Diesel / *Diesel Truck*	608	143	1	0	0	0	752
190.33 T 4x2 Chasis - Camión Diesel / *Diesel Truck*	253	91	1	0	0	0	345
619 N1 F.L. 4x2 / N1 Turbo 4x2 Chasis - Camión Die / *Diesel Truck*	13.571	0	0	0	0	0	13.571
619 T1 4x2 - 619 T1 6x2 / Turbo Chasis - Camión Die / *Diesel Truck*	4.271	0	0	0	0	0	4.271
697 N 4x2 / N Turbo 6x4 Chasis - Camión Diesel / *Diesel Truck*	2.686	31	0	0	0	0	2.717
697 T 4x2 / T Turbo Chasis - Camión Diesel / *Diesel Truck*	792	1	0	0	0	0	793
90 PC / 160 / 697 B / BN - 673 N / T Chasis - Camión / *Truck*	3.709	0	0	0	0	0	3.709
Daily 49.10 Chasis - Camión Diesel / *Diesel Truck*	110	144	631	0	0	0	885
Eurocargo 120 E15 - chasis camión Diesel / *Diesel Truck*	0	0	0	204	413	185	802
Eurocargo 140 E18 - chasis camión Diesel / *Diesel Truck*	0	0	0	0	99	79	178
Eurocargo 150 E 20 N Chasis - Camión Diesel / *Diesel Truck*	78	329	40	108	3	0	558
Eurocargo 150 E 20 T Chasis - Camión Diesel / *Diesel Truck*	8	50	11	3	0	0	72
Eurocargo 160 E 21 - chasis camión Diesel / *Diesel Truck*	0	0	0	0	0	148	148
Eurocargo 160 E 23 N - chasis camión Diesel / *Diesel Truck*	200	180	330	798	527	50	2.085
Eurocargo 160 E 23 Rec - chasis camión Diesel / *Diesel Truck*	0	0	0	0	0	153	153
Eurocargo 160 E23 T - chasis camión Diesel / *Diesel Truck*	55	95	228	208	147	50	783
Eurocargo 320 E18 - chasis camión Diesel / *Diesel Truck*	0	0	0	0	54	33	87
Eurotech 450 E 37 - chasis camión Diesel / *Diesel Truck*	0	0	0	0	621	471	1.092
Eurotech 450 E 41 - chasis camión Diesel / *Diesel Truck*	0	0	0	91	0	0	91
Eurotech Cursor 190 E 31 - chasis camión Diesel / *Diesel Truck*	0	0	0	0	123	24	147
Eurotech Cursor 450 E 31 T - chasis camión Diesel / *Diesel Truck*	0	0	0	0	124	118	242
Eurotrakker 200 E 37 H - chasis camión Diesel / *Diesel Truck*	0	0	0	0	0	0	0
Eurotrakker 200 E 41 H - chasis camión Diesel / *Diesel Truck*	0	84	199	206	95	4	588
Eurotrakker 450 E 41 HT - chasis camión Diesel / *Diesel Truck*	0	11	228	422	(25)	0	636
Powerstar 450 E 37 - chasis camión Diesel / *Diesel Truck*	0	0	0	0	0	20	20
Transporte de Carga / *Cargo Vehicles*	**31.515**	**1.340**	**1.670**	**2.040**	**2.181**	**1.335**	**40.081**
130 Au Chasis - Colectivo Diesel / *Diesel Bus*	396	0	30	0	0	0	426
341 A / 391 / 319 NA Chasis - Omnibus Diesel / *Diesel Bus*	546	0	0	0	0	0	546
Transporte de Pasajeros / *Passenger Vehicles*	**942**	**0**	**30**	**0**	**0**	**0**	**972**
Categoría B / *B Category*	**32.457**	**1.340**	**1.700**	**2.040**	**2.181**	**1.335**	**41.053**
PEUGEOT-CITROËN S.A.	**765.880**	**28.903**	**29.010**	**30.270**	**26.549**	**69.117**	**949.729**
Citroen Berlingo Multispace D PLC - Diesel	0	0	0	0	376	1.451	1.827
Citroen Berlingo Multispace N PLC	0	0	0	0	305	1.135	1.440
Peugeot 206 XR 3p. / *3-door*	0	0	0	0	2.902	9.942	12.844
Peugeot 206 XR 5p. / *5-door*	0	0	0	0	0	11.118	11.118
Peugeot 206 XRD 3p. / *3-door*	0	0	0	0	29	1.765	1.794
Peugeot 206 XRD 5p. / *5-door*	0	0	0	0	0	3.624	3.624
Peugeot 206 XS 3p. / *3-door*	0	0	0	0	0	1.586	1.586
Peugeot 206 XT 5p. / *5-door*	0	0	0	0	0	1.926	1.926
Peugeot 306 Boreal D 4p. / *4-door*	0	0	0	0	0	1.499	1.499
Peugeot 306 Boreal D 5p. / *5-door*	0	0	0	0	0	553	553
Peugeot 306 Boreal N 4p. / *4-door*	0	0	0	0	0	788	788
Peugeot 306 Boreal N 5p. / *5-door*	0	0	0	0	0	646	646
Peugeot 306 Equinoxe D 4p. / *4-door*	0	0	0	0	0	1.219	1.219
Peugeot 306 Equinoxe D 5p. / *5-door*	0	0	0	0	0	245	245
Peugeot 306 Equinoxe N 4p. / *4-door*	0	0	0	0	0	441	441
Peugeot 306 Equinoxe N 5p. / *5-door*	0	0	0	0	0	89	89
Peugeot 306 Rally E	0	0	0	0	0	291	291
Peugeot 306 Soleil 4p. / *4-door*	0	0	0	0	0	147	147
Peugeot 306 Soleil HDI 4p. / *4-door*	0	0	0	0	0	436	436
Peugeot 306 Test Match 3p. / *4-door*	0	0	0	0	0	29	29
Peugeot 306 Test Match 5p. / *5-door*	0	0	0	0	0	263	263
Peugeot 306 Test Match HDI 5p. / *5-door*	0	0	0	0	0	200	200
Peugeot 306 XN 4p.(ex SL) / *4-door*	0	2.095	8.254	9.762	7.013	0	27.124

3.3 Por modelo / *Sorted by model*

Modelo y Versión / *Model and version*	1959/1995	1996	1997	1998	1999	2000	1959/2000
Peugeot 306 XN 5p. / *5-door*	0	0	0	0	0	0	0
Peugeot 306 XND 4p. (ex SLD) / *4-door*	0	3.332	3.273	6.663	975	0	14.243
Peugeot 306 XND 5p. / *5-door*	0	0	0	0	0	-1	-1
Peugeot 306 XR 4p.(ex SR) / *4-door*	0	0	0	0	0	0	0
Peugeot 306 XR 5p. / *5-door*	0	0	0	0	0	0	0
Peugeot 306 XRD 4p. (ex SRD) / *4-door*	0	0	0	0	0	0	0
Peugeot 306 XRD 5p. / *5-door*	0	0	0	0	0	0	0
Peugeot 306 XS	0	0	0	0	0	0	0
Peugeot 306 XT (ex ST)	0	0	0	0	0	0	0
Peugeot 306 XTD (exSTD)	0	0	0	0	0	0	0
Peugeot 403 / Rural Fam. / 404 / 404 - Diesel / *Diesel Wagon*	174.209	0	0	0	0	0	174.209
Peugeot 405 GLD	1.361	3.640	1.711	1.791	1.784	0	10.287
Peugeot 405 GLI	26.413	1.617	1.999	658	1.389	0	32.076
Peugeot 405 SRI / Embassy	0	0	0	0	0	0	0
Peugeot 405 Style D	0	0	0	0	0	5.218	5.218
Peugeot 405 Style N	0	0	0	0	0	1.857	1.857
Peugeot 504 SL	289.766	2.479	3.556	2.435	894	0	299.130
Peugeot 504 SL c/AA	0	0	0	0	0	0	0
Peugeot 504 SLD Diesel	81.982	9.680	4.432	3.918	1.097	-2	101.107
Peugeot 504 SLD c/AA Diesel	0	0	0	0	0	0	0
Peugeot 505 SR / ST / SRF Familiar / SRI	84.276	0	0	0	0	0	84.276
Peugeot 505 SRD Diesel / SRF Familiar Diesel	7.644	0	0	0	0	0	7.644
Peugeot Partner Patagónica	0	0	0	0	670	1.159	1.829
Peugeot Partner Patagónica - Diesel	0	0	0	0	0	4.575	4.575
Automóviles / *Cars*	**665.651**	**22.843**	**23.225**	**25.227**	**17.434**	**52.199**	**806.579**
Citroën Berlingo - furgón 1.9 DA AA Diesel / *Diesel Wagon*	0	0	0	0	0	157	157
Citroën Berlingo - furgón 1.9 DA Diesel / *Diesel Wagon*	0	0	0	0	1.536	3.374	4.910
Citroën Berlingo - furgón 1.9 Diesel / *Diesel Wagon*	0	0	0	0	0	5.377	5.377
Citroën Berlingo - furgón 2.0 Hdi Diesel / *Diesel Wagon*	0	0	0	0	0	136	136
Peugeot 504 GD - pick up Diesel	60.090	5.671	5.379	3.657	2.037	0	76.834
Peugeot 504 GRD - pick up Diesel	0	0	0	0	0	0	0
Peugeot 504 N - pick up	13.767	389	406	326	0	0	14.888
Peugeot Partner D - furgón Diesel / *Diesel Wagon*	0	0	0	957	4.051	1.070	6.078
Peugeot Partner D PLC - furgón Diesel / *Diesel Wagon*	0	0	0	0	0	5.095	5.095
Peugeot Partner N - furgón / *Wagon*	0	0	0	103	1.491	1.709	3.303
Peugeot T4B / 404 / 404 Diesel - Pick-up	26.372	0	0	0	0	0	26.372
Utilitarios / *Commercial/Ute*	**100.229**	**6.060**	**5.785**	**5.043**	**9.115**	**16.918**	**143.150**
Categoría A / *A category*	**765.880**	**28.903**	**29.010**	**30.270**	**26.549**	**69.117**	**949.729**
RENAULT ARGENTINA S.A.	**1.645.310**	**66.624**	**79.552**	**87.351**	**60.181**	**58.710**	**1.997.728**
Bergantín V4 / V6 - Carabela	16.481	0	0	0	0	0	16.481
Rambler Classic / C. Country / Ambassador	70.294	0	0	0	0	0	70.294
Renaul 19 RE	73.929	16.263	29.935	13.525	8.259	3.870	145.781
Renault 9 GTL / TS / TSE / TXE / RL / RN	126.242	17.738	240	0	0	0	144.220
Renault 11 TL / GTL / TS / TSE / Turbo / TXE / RN	78.820	0	0	0	0	0	78.820
Renault 12 GTL / GTL Break / L / L Break / TL / TL	440.185	0	0	0	0	0	440.185
Renault 18 GTD / TD - Diesel	8.289	0	0	0	0	0	8.289
Renault 18 GTL / GTL Break / TS / TS Break / GXE /	124.659	0	0	0	0	0	124.659
Renault 19 RE Diesel	4.478	8.629	6.297	9.508	3.680	1.769	34.361
Renault 21 RN / RN Break - Diesel	35.405	476	0	0	0	0	35.881
Renault 21 TXE / TXE Break / GTX / GTX Break / GLX	1.156	693	0	0	0	0	1.849
Renault 850 / Gordini / 4 / L / S / GTL - 6 GTL	317.246	0	0	0	0	0	317.246
Renault Clio II RN	0	0	0	0	0	1.393	1.393
Renault Clio II RN / RT D	0	0	0	0	0	2.402	2.402
Renault Clio II RT	0	0	0	0	0	1.899	1.899
Renault Clio RL 3p. / 5p. / *3/5-door*	0	14.243	20.456	19.885	13.285	529	68.398
Renault Clio RL 3p. / 5p. Diesel / *3/5-door Diesel*	0	0	4.096	4.113	4.421	316	12.946
Renault Clio RN 3p / 5p / *3/5-door*	0	0	0	0	0	152	152
Renault Clio RN 3p. / 5p. Diesel / *3/5-door Diesel*	0	0	0	0	0	407	407
Renault Clio RT 3p / 5p. / *3/5-door*	0	0	0	0	0	0	0
Renault Clio RT 3p./ 5p. Diesel / *3/5-door Diesel*	0	0	0	0	0	0	0
Renault Fuego GTX / GTA	19.857	0	0	0	0	0	19.857
Renault Kangoo	0	0	0	0	3.133	7.898	11.031
Renault Kangoo Diesel	0	0	0	0	3.309	4.835	8.144
Renault Mégane RN	0	0	7.268	28.474	15.344	4.301	55.387

3.3 Por modelo / *Sorted by model*

Modelo y Versión / *Model and version*	1959/1995	1996	1997	1998	1999	2000	1959/2000
Renault Mégane RT / RN / RXE DT	0	0	0	0	0	2.056	2.056
Renault Mégane RXE	0	0	0	0	0	4.045	4.045
Renault Mégane RT	0	0	0	0	0	8.382	8.382
Torino S / L / TS / GS / ZX / Grand Routier	99.793	0	0	0	0	0	99.793
Automóviles / *Cars*	**1.416.834**	**58.042**	**68.292**	**75.505**	**51.431**	**44.254**	**1.714.358**
Baqueano - Gladiator / Jeep Pick-up / Indenor	69.927	0	0	0	0	0	69.927
Jeep / Carguero - Furgón - Estanciera	80.231	0	0	0	0	0	80.231
Jeep Frontal / Jeep 1000 / 1000 - Diesel	12.766	0	0	0	0	0	12.766
Renault 4F / 4 F4 - Furgoneta - 4 Pick-up	9.145	0	0	0	0	0	9.145
Renault Kangoo - furgón / *Wagon*	0	0	0	0	785	3.689	4.474
Renault Kangoo Diesel - furgón / *Diesel Wagon*	0	0	0	0	4.887	6.635	11.522
Renault Trafic Minibus	20	0	0	0	0	0	20
Renault Trafic Minibus Diesel	78	22	0	0	0	0	100
Renault Trafic Rodeo - Pick-up	508	0	0	0	0	0	508
Renault Trafic Rodeo TA 83 / T 8J - Pick up Diesel	2.851	967	1.134	1.379	625	772	7.728
Renault Trafic T310 / T31J - furgón Diesel / *Diesel Wagon*	33.334	3.187	5.292	6.887	1.389	2.421	52.510
Renault Trafic TA13 / TA 1J - furgón Diesel / *Diesel Wagon*	19.616	4.406	4.834	3.580	1.064	939	34.439
Utilitarios / *Commercial/Ute*	**228.476**	**8.582**	**11.260**	**11.846**	**8.750**	**14.456**	**283.370**
Categoría A / *A Category*	**1.645.310**	**66.624**	**79.552**	**87.351**	**60.181**	**58.710**	**1.997.728**
SCANIA ARGENTINA S.A.	**18.543**	**1.729**	**1.877**	**1.454**	**985**	**1.095**	**25.683**
L 111 D / DS - LT 111 D / DS - Chasis c/c - Camión / *Truck*	2.306	0	0	0	0	0	2.306
P 93 H 4x2 - Chasis c/c - camión Diesel / *Diesel Truck*	428	512	613	57	0	0	1.610
P 114 4x2 - chasis camión Diesel / *Diesel Truck*	0	0	0	193	337	201	731
P 114 6x2 - chasis c/c camión Diesel / *Diesel Truck*	0	0	0	0	0	67	67
P 114/124 6x4/8x4 - chasis c/c camión Diesel / *Diesel Truck*	0	0	0	0	0	0	0
P 94 4x2 - chasis c/c camión Diesel / *Diesel Truck*	0	0	0	317	549	425	1.291
P 94 6x2 - chassis C/C camión Diesel / *Diesel Truck*	0	0	0	0	18	0	18
P 94 6x4 - chassis C/C camión Diesel / *Diesel Truck*	0	0	0	0	0	0	0
R 113 H - R 112 H 4x2 - Chasis c/c - Camión Die / *Diesel Truck*	3.347	436	561	62	0	0	4.406
R 113 H - R 112 H 6x2 / 6x4 - Ch. c/c - Camión Die / *Diesel Truck*	317	0	0	0	0	0	317
R 114 4x2 - chasis c/c camión Diesel / *Diesel Truck*	0	0	0	220	5	65	290
R 124 4x2 - chasis c/c camión Diesel / *Diesel Truck*	0	0	0	112	27	94	233
R 124 6x2 - chasis c/c camión Diesel / *Diesel Truck*	0	0	0	0	0	0	0
R 124 6x4 - chasis c/c camión Diesel / *Diesel Truck*	0	0	0	0	0	0	0
T 113 H - T 112 H 4x2 - Chasis c/c - Camión Dies / *Diesel Truck*	7.915	781	703	87	0	0	9.486
T 113 H - T 112 H 6x2 / 8x4 - Chasis c/c - Camión / *Truck*	255	0	0	0	0	0	255
T 114 4x2 - chasis c/c camión Diesel / *Diesel Truck*	0	0	0	335	19	94	448
T 124 4x2/6x4 - chasis c/c camión Diesel / *Diesel Truck*	0	0	0	71	30	62	163
Transporte de Carga / *Cargo Vehicles*	**14.568**	**1.729**	**1.877**	**1.454**	**985**	**1.008**	**21.621**
BR 116 D / DS 11 - Chasis - Omnibus Diesel / *Diesel Bus*	674	0	0	0	0	0	674
F 94 HB 4x2 - chasis Omnibus / *Bus*	0	0	0	0	0	87	87
K 112 CM 52 AA - 63 KK - F 113 C 63 CM - Omnibus D / *Bus*	367	0	0	0	0	0	367
K 113 T 30 AA - K 112 - Chasis - Omnibus Diesel / *Diesel Bus*	824	0	0	0	0	0	824
K 113/124 ch. Omnibus / *Bus*	2.110	0	0	0	0	0	2.110
Transporte de Pasajeros / *Passenger Vehicles*	**3.975**	**0**	**0**	**0**	**0**	**87**	**4.062**
Categoría B / *B Category*	**18.543**	**1.729**	**1.877**	**1.454**	**985**	**1.095**	**25.683**
TOYOTA ARGENTINA S.A.	**0**	**0**	**10.160**	**18.260**	**13.211**	**17.319**	**58.950**
Hilux - pick up Nafta / *Petrol*	0	0	0	0	0	0	0
Hilux cabina doble - pick up Diesel / *double cab*	0	0	7.194	12.893	9.643	13.987	43.717
Hilux cabina simple - pick up Diesel / *simple cab*	0	0	2.966	5.367	3.568	3.332	15.233
Utilitarios / *Commercial/Ute*	**0**	**0**	**10.160**	**18.260**	**13.211**	**17.319**	**58.950**
Categoría A / *A Category*	**0**	**0**	**10.160**	**18.260**	**13.211**	**17.319**	**58.950**

3. Producción de automotores nacionales / *Domestic Vehicle Production*

3.3 Por modelo / *Sorted by model*

Modelo y Versión / *Model and version*	1959/1995	1996	1997	1998	1999	2000	1959/2000
VOLKSWAGEN ARGENTINA S.A.	**738.291**	**68.913**	**89.772**	**66.888**	**53.205**	**44.439**	**1.061.508**
Seat Córdoba 1.6 Nafta / *Petrol*	0	0	0	0	0	1.885	1.885
Seat Córdoba 1.9 SD Diesel	0	0	0	0	0	565	565
Seat Córdoba 1.9 TDI Diesel	0	0	0	0	0	533	533
VW 1500 / Rural	71.585	0	0	0	0	0	71.585
VW Carat	5.875	0	0	0	0	0	5.875
VW Gacel - Senda Diesel	31.572	151	0	0	0	0	31.723
VW Gacel - Senda N	117.104	47	0	0	0	0	117.151
VW Gol 3p. 1.6	63.099	39.685	41.334	26.260	7.150	8.045	185.773
VW Gol 3p. 1.9 Diesel	0	17.824	8.204	0	732	5.696	32.456
VW Gol 5p.	0	0	0	0	0	806	806
VW Gol 5p. Diesel	0	0	0	0	0	1.628	1.628
VW Gol Mil 3p.	0	0	0	0	12.466	3.013	15.479
VW Pointer	14.888	5.513	0	0	0	0	20.401
VW Polo Classic 1.6 / 1.8	0	3.012	31.261	31.205	18.152	11.409	95.039
VW Polo Classic 1.9 SD Diesel	0	2.218	8.973	8.321	5.107	3.949	28.568
VW Polo Classic 1.9 TDI Diesel	0	0	0	0	0	648	648
VW Vallant - Dodge - 1500	275.430	0	0	0	0	0	275.430
VW Voyage	18.177	263	0	0	0	0	18.440
Automóviles / *Cars*	**597.730**	**68.913**	**89.772**	**65.786**	**43.607**	**38.177**	**903.985**
Seat Inca 1.6 - pick up	0	0	0	0	729	517	1.246
Seat Inca 1.9 Diesel - pick up	0	0	0	0	390	624	1.014
VW Caddy 1.6 - pick up	0	0	0	352	2.901	2.038	5.291
VW Caddy 1.9 - pick up Diesel	0	0	0	750	5.578	3.083	9.411
VW D 100 / 200 - DP 100 / 200 - Pick-up	74.634	0	0	0	0	0	74.634
VW Furgón / Kombi / *Wagon/Combi Van*	13.218	0	0	0	0	0	13.218
Utilitarios / *Commercial/Ute*	**87.852**	**0**	**0**	**1.102**	**9.598**	**6.262**	**104.814**
Categoría A / *A Category*	**685.582**	**68.913**	**89.772**	**66.888**	**53.205**	**44.439**	**1.008.799**
VW D 400 / 500 - Chasis - Camión / *Truck*	16.315	0	0	0	0	0	16.315
VW DP 400/500/800/800 - Camión Diesel / *Diesel Truck*	34.356	0	0	0	0	0	34.356
Transporte de Carga / *Cargo Vehicles*	**50.671**	**0**	**0**	**0**	**0**	**0**	**50.671**
VW DD 900 / 1000 - Chasis - Camión Diesel / *Diesel Truck*	2.038	0	0	0	0	0	2.038
Transporte de Pasajeros / *Passenger Vehicles*	**2.038**	**0**	**0**	**0**	**0**	**0**	**2.038**
Categoría B / *B Category*	**52.709**	**0**	**0**	**0**	**0**	**0**	**52.709**
EL DETALLE S.A.	**4.294**	**194**	**349**	**769**	**298**	**40**	**5.944**
OA - 104 - Omnibus carrozado Diesel / *Diesel Bus*	48	2	8	0	0	0	58
OA - 105 - Omnibus carrozado Diesel (Piso bajo) / *Diesel Bus*	0	0	37	267	66	6	376
OA - 106 - Omnibus carrozado Diesel / *Diesel Bus*	0	0	0	0	1	10	11
OA -101 - Omnibus carrozado Diesel / *Diesel Bus*	4.246	192	304	502	231	24	5.499
Transporte de Pasajeros / *Passenger Vehicles*	**4.294**	**194**	**349**	**769**	**298**	**40**	**5.944**
Categoría B / *B Category*	**4.294**	**194**	**349**	**769**	**298**	**40**	**5.944**
OTROS / *Others*	**914.971**	**26**	**31**	**63**	**0**	**0**	**915.091**
.	525.671	0	0	0	0	0	525.671
Automóviles / *Cars*	**525.671**	**0**	**0**	**0**	**0**	**0**	**525.671**
..	334.509	0	0	0	0	0	334.509
Utilitarios / *Commercial/Ute*	**334.509**	**0**	**0**	**0**	**0**	**0**	**334.509**
Categoría A / *A Category*	**860.180**	**0**	**0**	**0**	**0**	**0**	**860.180**
...	44.386	0	0	0	0	0	44.386
Otras empresas / *Other firms*	0	0	0	0	0	0	0
Transporte de Carga / *Cargo Vehicles*	**44.386**	**0**	**0**	**0**	**0**	**0**	**44.386**
....	10.405	26	31	63	0	0	10.525
Transporte de Pasajeros / *Passenger Vehicles*	**10.405**	**26**	**31**	**63**	**0**	**0**	**10.525**
Categoría B / *B Category*	**54.791**	**26**	**31**	**63**	**0**	**0**	**54.911**
TOTAL GENERAL / *General*	**7.275.492**	**313.152**	**446.306**	**457.957**	**304.809**	**339.246**	**9.136.962**
Automóviles / *Cars*	**5.518.473**	**269.439**	**366.466**	**353.074**	**224.733**	**238.706**	**6.970.891**
Utilitarios / *Commercial/Ute*	**1.293.305**	**33.303**	**58.758**	**81.929**	**66.544**	**85.945**	**1.619.784**
Categoría A / *A Category*	**6.811.778**	**302.742**	**425.224**	**435.003**	**291.277**	**324.651**	**8.590.675**
Transporte de Carga / *Cargo Vehicles*	**365.930**	**6.991**	**18.651**	**20.291**	**12.355**	**14.081**	**438.299**
Transporte de Pasajeros / *Passenger Vehicles*	**97.784**	**3.419**	**2.431**	**2.663**	**1.177**	**514**	**107.988**
Categoría B / *B Category*	**463.714**	**10.410**	**21.082**	**22.954**	**13.532**	**14.595**	**546.287**

3. Producción de automotores nacionales / *Domestic Vehicle Production*

3.4 Con motor a nafta / *With petrol engine*

	1959/1995	1996	1997	1998	1999	2000	1959/2000
1. Automóviles / *Cars*	5.567.714	194.498	296.430	277.126	176.182	172.973	6.684.923
2. Comerciales / *Commercial/Ute*	780.950	6.972	24.014	31.610	14.828	16.415	874.789
2.1 Transporte de Carga / *Cargo Vehicles*	38.246	0	0	0	0	0	38.246
De 2001 a 4000 kg / *2,001 to 4,000 k*	18.281	0	0	0	0	0	18.281
Más de 4000 kg / *More than 4,000 k*	19.965	0	0	0	0	0	19.965
2.2 Transporte de Pasajeros / *Passenger Vehicles*	156	0	0	0	0	0	156
De 2001 a 4000 kg / *2,001 to 4,000 k*	156	0	0	0	0	0	156
2.3 Utilitarios / *Commercial/Ute*	742.548	6.972	24.014	31.610	14.828	16.415	836.387
Hasta 2000 kg / *Up to 2,000 k*	742.548	6.972	24.014	31.610	14.828	16.415	836.387
Total / *Total*	**6.348.644**	**201.470**	**320.444**	**308.736**	**191.010**	**189.388**	**7.559.692**

3.5 Con motor Diesel / *With diesel engine*

	1959/1995	1996	1997	1998	1999	2000	1959/2000
1. Automóviles / *Cars*	285.268	74.941	70.036	75.948	48.551	65.733	620.477
2. Comerciales / *Commercial/Ute*	641.560	36.741	51.172	72.072	65.248	84.125	950.918
2.1 Transporte de Carga / *Cargo Vehicles*	327.684	6.991	18.651	20.291	12.355	14.081	400.053
Hasta 2000 kg / *Up to 2,000 k*	0	769	13.280	16.797	8.832	11.621	51.299
De 2001 a 4000 kg / *2,001 to 4,000 k*	38.061	257	631	0	0	0	38.949
Más de 4000 kg / *More than 4,000 k*	289.623	5.965	4.740	3.494	3.523	2.460	309.805
2.2 Transporte de Pasajeros / *Passenger Vehicles*	97.628	3.419	2.431	2.663	1.177	514	107.832
Hasta 2000 kg / *Up to 2,000 k*	2.110	0	0	0	0	0	2.110
De 2001 a 4000 kg / *2,001 to 4,000 k*	2.111	0	0	0	0	0	2.111
Más de 4000 kg / *More than 4,000 k*	93.407	3.419	2.431	2.663	1.177	514	103.611
2.3 Utilitarios / *Commercial/Ute*	216.248	26.331	30.090	49.118	51.716	69.530	443.033
Hasta 2000 kg / *Up to 2,000 k*	193.781	20.958	24.122	44.159	50.027	67.819	400.866
De 2001 a 4000 kg / *2,001 to 4,000 k*	22.467	5.373	5.968	4.959	1.689	1.711	42.167
Total / *Total*	**926.828**	**111.682**	**121.208**	**148.020**	**113.799**	**149.858**	**1.571.395**

3.6 Por cilindrada - Automóviles / *By CV-cars*

	1959/1995	1996	1997	1998	1999	2000	1959/2000
1. Hasta 850 cm3 / *Up to 850 cm3*	1.179.511	0	0	0	0	5.694	1.185.205
2. De 851 a 1400 cm3 / *851 to 1,400 cm3*	553.136	0	0	0	0	0	553.136
3. De 1401 a 2500 cm3 / *1,401 to 2,500 cm3*	3.112.515	269.439	366.466	353.074	224.733	233.012	4.559.239
4. Más de 2500 cm3 / *More than 2,500 cm3*	673.311	0	0	0	0	0	673.311
Total / *Total*	**5.518.473**	**269.439**	**366.466**	**353.074**	**224.733**	**238.706**	**6.970.891**

3.7 Por capacidad de carga - Comerciales / *By loading capacity - commercials / ute*

	1959/1995	1996	1997	1998	1999	2000	1959/2000
1. Transporte de Carga / *Cargo Vehicles*	365.930	6.991	18.651	20.291	12.355	14.081	438.299
1.1 Hasta 2000 kg / *Up to 2,000 k*	0	769	13.280	16.797	8.832	11.621	51.299
1.2 De 2001 a 4000 kg / *2,001 to 4,000 k*	56.342	257	631	0	0	0	57.230
1.3 Más de 4000 kg / *More than 4,000 k*	309.588	5.965	4.740	3.494	3.523	2.460	329.770
2. Transporte de Pasajeros / *Passenger Vehicles*	97.784	3.419	2.431	2.663	1.177	514	107.988
2.1 Hasta 2000 kg / *Up to 2,000 k*	2.110	0	0	0	0	0	2.110
2.2 De 2001 a 4000 kg / *2,001 to 4,000 k*	2.267	0	0	0	0	0	2.267
2.3 Más de 4000 kg / *More than 4,000 k*	93.407	3.419	2.431	2.663	1.177	514	103.611
3. Utilitarios / *Commercial/Ute*	1.293.305	33.303	58.758	81.929	66.544	85.945	1.619.784
3.1 Hasta 2000 kg / *Up to 2,000 k*	1.270.838	27.930	52.790	76.970	64.855	84.234	1.577.617
3.2 De 2001 a 4000 kg / *2,001 to 4,000 k*	22.467	5.373	5.968	4.959	1.689	1.711	42.167
Total / *Total*	**1.757.019**	**43.713**	**79.840**	**104.883**	**80.076**	**100.540**	**2.166.071**

3.8 Valores de la producción de automotores (*) / *Vehicle production values*

Año *Year*	Hasta 850 cm3 *Up to 850 cm3*	De 851 a 1400 cm3 *851 to 1,400 cm3*	De 1401 a 2500 cm3 *1,401 to 2,500 cm3*	Más de 2500 cm3 *More than 2,500 cm3*	Total Automóviles *Total Vehicles*
1959	49,5	11,8	0,0	346,6	407,9
1960	227,4	86,2	224,4	260,3	798,3
1961	553,3	196,3	563,2	189,2	1.501,9
1962	433,2	208,5	391,0	818,7	1.851,5
1963	281,0	175,1	404,4	631,1	1.491,5
1964	478,0	90,0	470,5	1.060,7	2.099,3
1965	481,1	83,6	629,0	1.313,5	2.507,2
1966	523,3	74,1	738,9	1.182,9	2.519,1
1967	538,8	42,7	645,0	1.256,8	2.483,4
1968	578,8	16,4	639,2	1.017,9	2.252,3
1969	642,7	12,0	661,8	1.339,3	2.655,8
1970	449,1	181,1	733,0	1.231,9	2.595,1
1971	317,5	479,4	683,8	1.205,0	2.685,6
1972	291,3	517,6	703,9	896,4	2.409,2
1973	279,2	610,3	815,3	1.051,6	2.756,5
1974	340,1	647,9	1.038,6	879,9	2.906,5
1975	364,8	676,8	1.155,2	569,4	2.766,1
1976	284,1	584,0	934,8	429,5	2.232,4
1977	228,6	636,5	1.158,8	652,0	2.675,9
1978	158,8	583,8	1.179,0	583,0	2.504,6
1979	158,0	819,6	1.545,1	726,3	3.249,0
1980	71,0	1.084,9	1.711,6	896,7	3.764,2
1981	22,5	553,0	1.349,4	307,6	2.232,5
1982	5,2	552,7	1.200,0	374,4	2.132,3
1983	0,0	817,5	1.320,3	359,5	2.497,3
1984	0,0	826,2	1.855,3	224,6	2.906,1
1985	0,0	801,5	1.506,5	161,4	2.469,4
1986	0,0	961,3	1.929,4	162,1	3.052,9
1987	23,3	1.157,8	1.839,7	131,6	3.152,6
1988	11,3	973,8	1.570,1	68,2	2.623,4
1989	1,7	817,5	1.879,8	61,4	2.760,4
1990	0,0	533,3	1.024,9	34,5	1.592,7
1991	0,0	524,5	1.346,4	32,4	1.903,2
1992	0,0	959,1	2.925,1	0,0	3.884,2
1993	0,0	1.352,8	3.431,2	0,0	4.783,9
1994	0,0	653,6	4.660,5	0,0	5.314,1
1995	0,0	292,9	3.275,0	0,0	3.567,9
1996	0,0	171,0	3.999,1	0,0	4.170,1
1997	0,0	0,0	5.804,1	0,0	5.804,1
1998	0,0	0,0	5.763,3	0,0	5.763,3
1999	0,0	0,0	3.714,6	0,0	3.714,6
2000	0,0	0,0	4.096,8	0,0	4.096,8

(*) Valores constantes en millones de pesos, (ajustados según promedio año 1999 del IPIM - Manufacturados y Energía Eléctrica). A partir de 1996 el Instituto Nacional de Estadística y Censos - INDEC, publica el Sistema de Índices de Precios Mayoristas, base 1993 = 100. Hemos utilizado a partir de 1993 el Índice de Precios Internos al por Mayor, Productos nacionales - Manufacturados y Energía Eléctrica. Dicha serie se empalmó para los años anteriores con el Índice de Precios Mayoristas - Nacional No agropecuario, base 1981 = 100.

(*) Constant values in thousand pesos, (adjusted according to year 1999 average from IPIM- Manufactured and Electric Energy). Since 1996 Statistic and Census National Institute -INDEC- publishes Wholesale Price Index System, base 1993 = 100. Since 1993 we have used Wholesale Internal Price Index, National Products - Manufactured and Electric Energy. This series was connected to those of previous years with Wholesale price - National - No Farming, base 1981 = 100

3.8 Valores de la producción de automotores (*) / Vehicle production values

Año *Year*	Hasta 2000 kg. *Up to 2,000 K*	De 2001 a 4000 kg. *2,001 to 4,000 K*	Más de 4000 kg. *More than 4,000 K*	Total Comerciales *Total Utes*	Total Automotores *Total Vehicles*
1959	214,6	0,0	55,0	269,6	677,5
1960	779,8	10,8	412,9	1.203,5	2.001,9
1961	751,8	44,3	650,6	1.446,7	2.948,7
1962	483,1	20,9	385,5	889,5	2.741,1
1963	375,7	22,9	211,5	610,2	2.101,7
1964	675,5	33,8	264,4	973,7	3.072,9
1965	775,5	35,9	416,8	1.228,2	3.735,4
1966	603,9	37,6	340,4	981,9	3.501,0
1967	582,9	28,9	441,0	1.052,9	3.536,2
1968	714,7	36,5	498,3	1.249,4	3.501,7
1969	818,9	40,8	749,4	1.609,1	4.264,8
1970	559,3	56,1	594,2	1.209,6	3.804,7
1971	659,0	29,4	562,2	1.250,7	3.936,3
1972	643,3	85,3	568,6	1.297,2	3.706,4
1973	736,2	81,9	555,5	1.373,6	4.130,1
1974	870,6	61,4	591,4	1.523,4	4.429,9
1975	665,7	95,1	875,6	1.636,4	4.402,5
1976	590,2	136,9	1.067,9	1.795,0	4.027,3
1977	694,2	70,6	1.235,0	1.999,8	4.675,7
1978	500,5	68,8	875,2	1.444,4	3.949,1
1979	664,5	76,8	935,9	1.677,2	4.926,2
1980	714,0	89,4	888,6	1.692,0	5.456,2
1981	354,6	56,5	368,8	779,9	3.012,4
1982	360,7	39,5	206,2	606,4	2.738,7
1983	412,0	43,8	314,7	770,5	3.267,8
1984	409,4	52,8	471,0	933,1	3.839,3
1985	344,6	135,9	448,7	929,2	3.398,6
1986	587,2	62,2	527,5	1.176,9	4.229,8
1987	509,8	65,5	524,0	1.099,3	4.251,9
1988	488,3	67,0	477,5	1.032,9	3.656,3
1989	479,9	62,0	603,8	1.145,6	3.906,0
1990	305,8	21,8	319,2	646,7	2.239,4
1991	378,2	23,0	403,6	804,7	2.708,0
1992	654,8	47,6	739,2	1.441,5	5.325,8
1993	924,3	77,2	769,3	1.770,7	6.554,7
1994	1.178,6	124,9	1.051,6	2.355,1	7.669,2
1995	939,9	148,8	770,8	1.859,5	5.427,4
1996	678,8	172,9	715,5	1.567,3	5.737,4
1997	1.246,5	585,0	610,1	2.441,6	8.245,7
1998	2.636,1	121,9	575,2	3.333,2	9.096,5
1999	1.774,9	135,0	422,0	2.331,9	6.046,5
2000	2.488,5	40,0	271,4	2.799,9	6.894,1

3.9 En el mundo (principales países productores) (en miles)

In the world: principle produtive countries in thousands

País / *Country*	1999 Automóviles *Cars*	1999 Comerciales *Commercial/Ute*	1999 Total *Total*	2000 Automóviles *Cars*	2000 Comerciales *Commercial/Ute*	2000 Total *Total*
Alemania / *Germany*	5.309,2	378,3	5.687,6	5.131,9	394,7	5.526,6
ARGENTINA / *Argentine*	224,7	80,1	304,8	238,9	100,7	339,6
Australia / *Australia*	293,6	17,4	311,0	323,6	24,6	348,3
Austria / *Austria*	123,6	15,7	139,3	116,0	25,0	141,0
Bélgica / *Belgium*	217,9	73,6	291,5	912,2	121,1	1.033,3
Brasil / *Brazil*	1.103,5	242,1	1.345,5	1.347,9	323,2	1.671,1
Canadá / *Canada*	1.382,7	1.352,6	2.735,3	1.550,5	1.413,3	2.963,8
C.I.S. / *Country*	1.022,1	227,1	1.249,2	1.006,0	254,0	1.260,0
Corea del Sur / *South Korea*	2.361,7	481,4	2.843,1	2.602,0	513,0	3.115,0
Checoslovaquia / *Czechoslovakia*	348,5	27,1	375,6	428,2	27,3	455,5
China, República Popular / *China*	570,0	1.234,5	1.804,5	604,7	1.464,4	2.069,1
España / *Spain*	2.208,7	643,7	2.852,4	2.445,4	587,5	3.032,9
Estados Unidos / *USA*	5.636,7	7.382,1	13.018,8	5.542,2	7.257,6	12.799,9
Finlandia / *Finland*	30,0	0,5	30,5	38,5	0,5	38,9
Francia / *France*	2.784,5	395,7	3.180,2	2.879,8	468,5	3.348,4
Holanda / *Holland*	262,2	25,1	287,3	215,1	52,2	267,3
Hungría / *Hungary*	125,0	2,5	127,5	134,0	3,4	137,4
India / *India*	559,9	168,5	728,4	513,9	282,2	796,2
Indonesia * / *Indonesia* *	76,7	12,3	89,0	257,1	35,7	292,7
Italia / *Italy*	1.410,3	290,8	1.701,1	1.422,3	316,0	1.738,3
Japón / *Japan*	8.100,2	1.885,3	9.985,5	8.362,6	1.781,8	10.144,3
Méjico / *Mexico*	993,8	524,3	1.518,1	1.279,1	655,8	1.934,9
Polonia / *Poland*	400,0	39,0	439,0	532,8	23,5	556,4
Portugal / *Portugal*	137,2	18,8	156,1	190,9	55,8	246,7
Reino Unido / *United Kingdom*	1.786,6	185,9	1.972,5	1.641,3	172,8	1.814,2
Rumania / *Romania*	88,3	18,6	106,9	64,2	14,0	78,2
Serbia / *Serbia*	4,6	1,5	6,1	11,1	1,6	12,7
Sud Africa * / *South Africa*	214,7	114,4	329,1	230,6	114,7	345,3
Suecia / *Sweden*	380,0	109,0	489,0	260,0	41,4	301,3
Tailandia * / *Thailand* *	78,5	248,7	327,2	135,9	190,0	325,9
Taiwán / *Taiwan*	255,0	95,0	350,0	265,0	96,8	361,8
Turquía / *Turkey*	222,0	75,8	297,9	297,5	133,5	430,9
Otros / *Others*	318,1	5,3	323,5	317,8	49,9	367,7
Total / *Total*	**39.030,7**	**16.372,7**	**55.403,4**	**41.299,1**	**16.996,5**	**58.295,6**

Notas: * Incluye ensamblado / *NB: mounted included*

Fuente: Compilado por ADEFA de OICA y diversas fuentes. / *Font: compiled by ADEFA of OICA and other fonts*

4. Ventas / *Sales*

4.1 En el mercado interno / *Within domestic market*

Año *Year*	Vehículos / *Vehicles* Nacionales *Domestic*	Importados (*) *Imported*	Total *Total*
1951/1958	61.629	135.429	197.058
1959	32.318	7.015	39.333
1960	87.722	5.107	92.829
1961	134.924	4.947	139.871
1962	124.439	6.032	130.471
1963	106.133	1.686	107.819
1964	167.452	1.286	168.738
1965	190.697	1.107	191.804
1966	177.339	1.516	178.855
1967	177.519	1.993	179.512
1968	185.343	1.085	186.428
1969	211.144	1.079	212.223
1970	220.746	548	221.294
1971	253.723	641	254.364
1972	261.796	400	262.196
1973	285.300	218	285.518
1974	271.259	240	271.499
1975	226.831	456	227.287
1976	177.716	299	178.015
1977	212.301	338	212.639
1978	190.559	458	191.017
1979	249.669	11.279	260.948
1980	275.058	68.361	343.419
1981	178.848	60.126	238.974
1982	131.805	5.339	137.144
1983	150.565	1.075	151.640
1984	165.059	519	165.578
1985	145.524	747	146.271
1986	165.575	1.049	166.624
1987	190.827	1.530	192.357
1988	162.517	1.379	163.896
1989	132.921	642	133.563
1990	94.787	1.173	95.960
1991	137.175	28.631	165.806
1992	243.363	105.882	349.245
1993	311.213	109.637	420.850
1994	360.721	147.431 **	508.152
1995	224.961	103.021 **	327.982
1996	215.143	161.000 **	376.143
1997	228.297	198.029 **	426.326
1998	221.971	233.401 **	455.372
1999	220.553	159.549 **	380.102
2000	186.283	101.882 **	288.165
1951/2000	**8.149.725**	**1.673.562**	**9.823.287**

(*) Fuente: INDEC. / *Font: INDEC*

(**) Estimado por ADEFA / *Estimated by ADEFA*

VENTAS / *Sales*

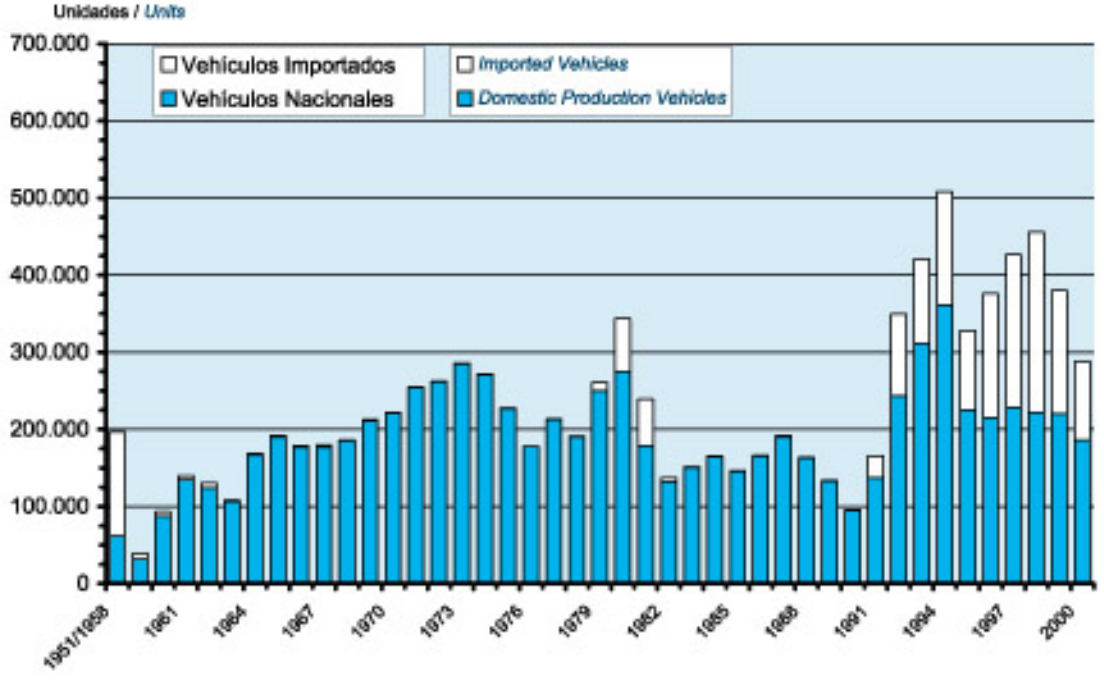

4.2 En el mercado externo / *Within international market*

Año *Year*	Unidades Completas *Finished Units*	Unidades Completas *Finished Units* u$s FOB	Partes y Unidades Desarmadas *Parts and Dismounted Units* u$s FOB	Total *Total* u$s FOB
1959	1	1.850	14.086	15.936
1960	1	5.189	104.397	109.586
1961	2	11.412	68.359	79.771
1962	8	17.576	47.466	65.042
1963	33	47.719	487.934	535.653
1964	86	141.704	1.433.253	1.574.957
1965	88	188.713	817.445	1.006.158
1966	35	112.560	3.648.199	3.760.759
1967	58	112.096	6.796.405	6.908.501
1968	76	215.814	1.084.943	1.300.757
1969	459	2.675.253	5.026.085	7.701.338
1970	849	3.444.344	7.404.603	10.848.947
1971	601	3.328.524	13.677.175	17.005.699
1972	3.493	17.790.950	21.014.588	38.805.538
1973	11.214	53.300.305	40.285.432	93.585.737
1974	15.443	71.531.615	59.806.964	131.338.579
1975	13.741	82.621.383	32.628.058	115.249.441
1976	13.442	80.334.769	40.138.895	120.473.664
1977	8.013	70.287.500	70.284.300	140.571.800
1978	4.285	52.825.811	60.170.294	112.996.105
1979	2.262	15.505.170	110.477.776	125.982.946
1980	3.607	21.503.700	86.808.800	108.312.500
1981	285	9.718.300	41.828.000	51.546.300
1982	3.234	43.002.900	28.222.200	71.225.100
1983	5.202	36.322.700	30.831.000	67.153.700
1984	4.243	35.204.900	49.434.000	84.638.900
1985	774	21.414.200	66.846.200	88.260.400
1986	357	12.367.300	69.430.800	81.798.100
1987	460	16.188.667	103.245.392	119.434.059
1988	1.662	24.776.400	113.144.100	137.920.500

	Unidades Completas *Finished Units*	Unidades completas y desarmadas *Finished and Dismounted Units* u$s FOB	Conjuntos, Sub-conjuntos, Partes y Piezas *Wholes, Parts and Pieces* u$s FOB	Total *Total* U$s FOB
1989	1.841	62.262.312	124.514.903	186.777.215
1990	1.126	24.941.300	141.205.700	166.147.000
1991	5.205	60.700.000	182.210.000	242.910.000
1992	16.353	132.952.000	317.117.200	450.069.200
1993	29.976	300.004.100	447.731.300	747.735.400
1994	38.657	460.258.700	487.934.600	948.193.300
1995	51.550	754.440.400	584.866.900	1.339.307.300
1996	108.990	1.117.880.800	529.000.300	1.646.881.100
1997	210.386	2.316.197.900	565.774.000	2.881.971.900
1998	237.497	2.538.849.100	378.840.800	2.917.689.900
1999	98.362	1.053.439.300	527.812.000	1.581.251.300
2000	135.760	1.358.158.200	508.648.800	1.866.807.000

Fuentes: INDEC, hasta 1971 y ADEFA, desde 1972. / *Fonts: INDEC, up to 1971; ADEFA, since 1972*

EXPORTACION DE AUTOMOTORES

Vehicle exportations

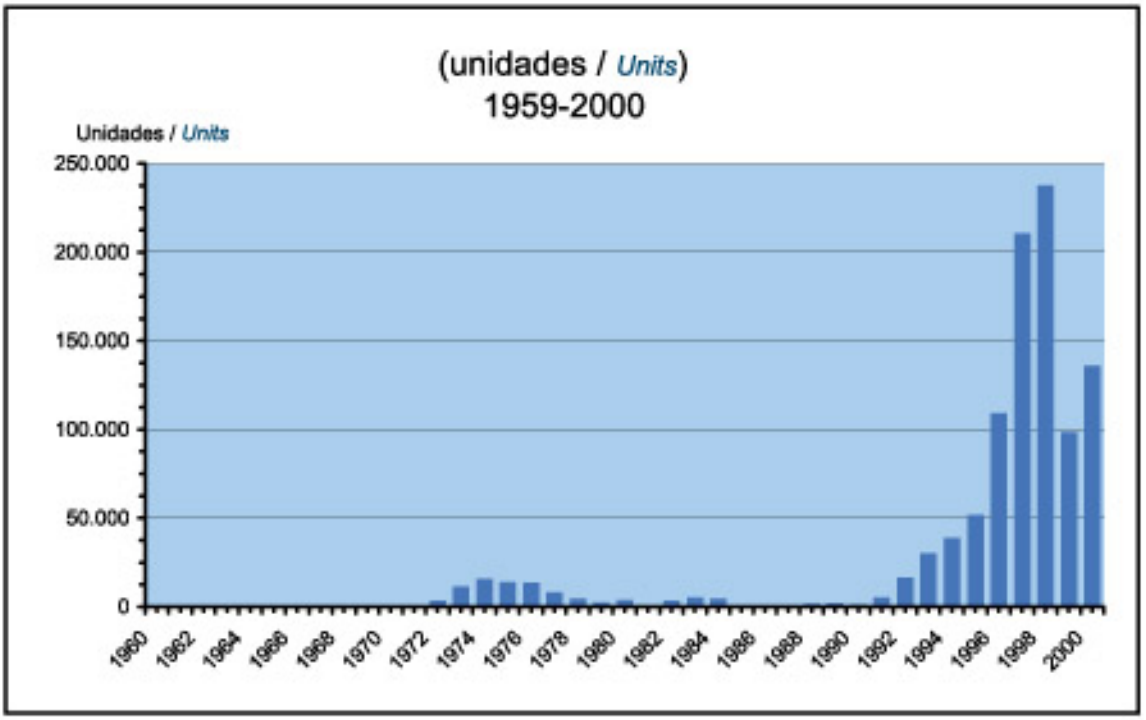

EXPORTACION DE AUTOMOTORES

Vehicle exportations

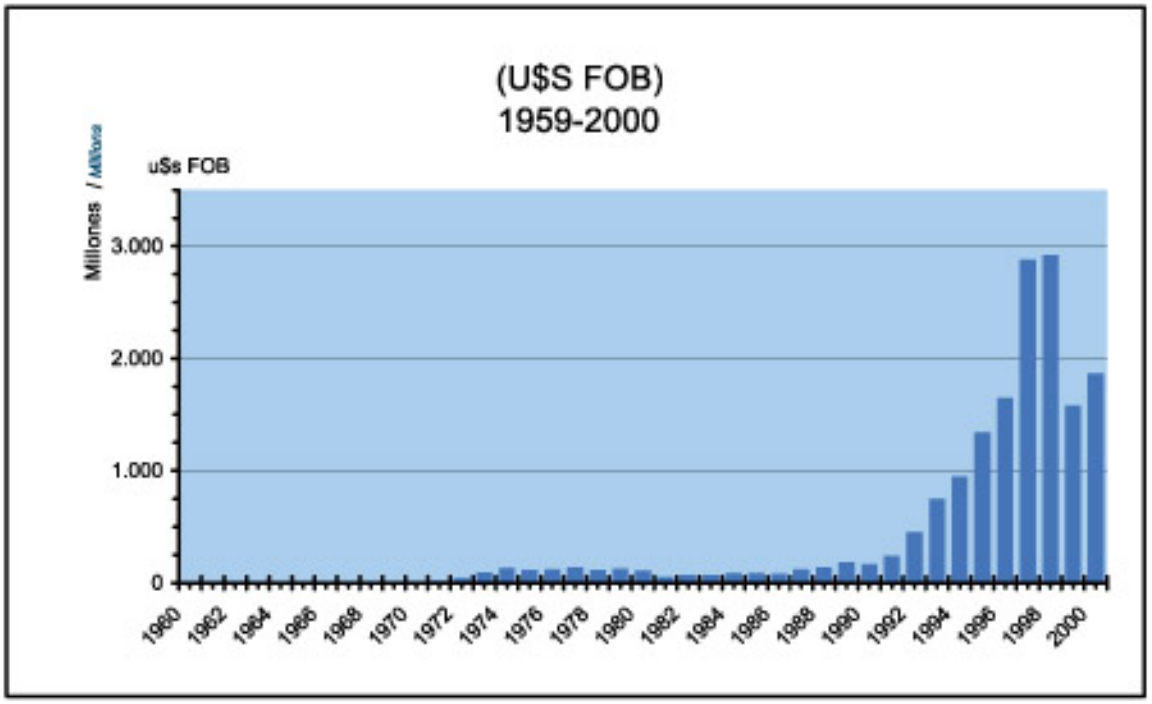

4.3 En el mercado externo por categoría / *International market per category*

Año *Year*	Automóviles y Chasis *Cars and chassis*	Camiones y Chasis *Trucks and chassis*	Omnibus y Chasis *Buses and chassis*	Total *Total*
1959	0	1	0	1
1960	0	1	0	1
1961	2	0	0	2
1962	8	0	0	8
1963	27	6	0	33
1964	61	25	0	86
1965	71	17	0	88
1966	21	13	1	35
1967	30	27	1	58
1968	35	41	0	76
1969	308	114	37	459
1970	618	159	72	849
1971	1.145	664	23	1.832

Año *Year*	Automóviles *Cars*	Comerciales *Commercial/Ute*	Total *Total*
1972	1.676	1.817	3.493
1973	3.304	7.910	11.214
1974	7.157	8.286	15.443
1975	10.396	3.345	13.741
1976	10.599	2.843	13.442
1977	4.263	3.750	8.013
1978	1.060	2.928	3.988
1979	1.668	594	2.262
1980	3.438	169	3.607
1981	39	246	285
1982	2.243	991	3.234
1983	4.907	295	5.202
1984	2.955	1.288	4.243
1985	16	758	774
1986	99	258	357
1987	54	406	460
1988	991	643	1.634
1989	1.144	697	1.841
1990	575	551	1.126

Año *Year*	Automóviles *Cars*	Utilitarios *Commercial/Ute*	Categoría A *A Category*	Transporte de Carga *Cargo Vehicles*	Transporte de Pasajeros *Passenger Vehicles*	Categoría B *B Category*	Total *Total*
1991	4.277	757	5.034	157	14	171	5.205
1992	15.213	785	15.998	335	20	355	16.353
1993	22.145	6.499	28.644	850	482	1.332	29.976
1994	23.739	11.002	34.741	1.646	2.270	3.916	38.657
1995	22.816	24.842	47.658	2.074	3.014	5.088	52.746
1996	90.142	15.765	105.907	214	2.869	3.083	108.990
1997	163.588	35.551	199.139	10.666	581	11.247	210.386
1998	173.927	49.967	223.914	13.583	0	13.583	237.497
1999	63.323	28.308	91.631	6.731	0	6.731	98.362
2000	224.950	66.020	290.970	15.976	0	15.976	306.946

5. Importación / *Imports*

5.1 Por tipo (unidades) / *Sorted by type of vehicle - units -*

	Automóviles (1) / *Cars (1)*				Transporte de Carga / *Cargo Vehicles*					Transporte de Pasajeros / *Passenger Vehicles*			
	Hasta 1000 Kg. *Up to 1,000 K*	De 1001 a 1500 Kg. *1,001 to 1,500 k*	Más de 1500 Kg. *More than 1,500 k*	Total *Total*	Hasta 4 ton. *Up to 4 tons*	Más de 4 ton. *More than 4 tons*	Especiales *Specials*	Chasis *Chassis*	Total *Total*	Completo *Finished*	Chasis *Chassis*	Total *Total*	Total Automotores *Vehicles: Totals*
1918/40		600.780		600.780	64.862		0	53.796	118.658	80	799	879	720.297
1941/45	878	12.558	1.629	15.063	631		0	7.566	8.197	1	44	45	23.305
1946/50	7.539	28.643	13.734	49.916	59.534		0	21.060	80.594	1.870	3.985	5.855	136.365
1951/55	4.869	13.747	11.827	30.463	10.667		0	6.706	17.373	1.480	1.245	2.725	50.561
1956/60	33.329	6.895	5.012	45.236	45.544	188	0	2.407	48.139	158	3.457	3.615	96.990
1961/65	3.799	1.167	1.965	6.931	369	5.319	0	48	5.736	790	1.601	2.391	15.058
					(2)	(3)							
1966/70	213	182	1.595	1.970	49	2.602	573	89	3.313	1	937	938	6.221
1971/75	39	11	1.033	1.083	10	402	282	1	695	3	174	177	1.955
1976/80	2.084	259	47.914	50.257	28.660	461	1.035	2	30.158	268	52	320	80.735
1981	1.906	44	34.462	36.414	23.060	412	0	4	23.476	194	42	236	60.126
1982	2	2	4.169	4.173	955	77	0	0	1.032	131	3	134	5.339
1983	0	0	504	504	0	326	88	6	420	151	0	151	1.075
1984	0	0	11	11	0	383	81	0	464	44	0	44	519
1985	2	0	185	187	0	442	52	1	495	65	0	65	747
1986	0	0	692	692	0	215	0	11	226	131	0	131	1.049
1987	1	0	1.105	1.106	73	164	119	0	356	68	0	68	1.530
1988	1	0	816	817	1	500	0	12	513	45	4	49	1.379
1989		416		416	0	36	70	0	106	32	88	120	642
1990		855		855	11	11	167	0	189	66	63	129	1.173
1991		22.601		22.601	4.602	161	1.157	7	5.927	93	10	103	28.631
	Hasta 1500 Kg. *Up to 1,500 K*		Más de 1500 Kg. *More than 1,500 k*		Hasta 5 ton. *Up to 5 tons*	Más de 5 ton. *More than 5 tons*							
1992	13.249		75.272	88.521	13.357	445	1.294	0	15.096	186	2.089	2.275	105.892
1993	27.674		59.265	86.939	16.662	2.025	739	1	19.427	1.078	2.193	3.271	109.637
1994	35.473		99.817	135.290	26.245	5.144	463	2	34.854	4.299	428	4.727	174.871
1995	28.587		48.528	77.115	19.590	2.617	201	0	22.408	1.334	0	1.334	100.857
1996	22.120		100.388	122.508	37.067	4.881	222	0	42.170	1.672	119	1.791	166.469
1997	35.718		124.707	160.425	11.808	8.055	540	0	20.403	3.409	542	3.951	184.779
1998	36.673		125.586	162.259	67.440	12.908	616	0	80.964	3.349	1.131	4.480	247.703
1999	33.509		70.921	104.430	30.451	8.073	168	0	38.692	1.974	911	2.885	146.007
2000 (*)				86.199					29.383	1.798	980	2.778	118.360

(1) Incluye chasis.

(2) Hasta 2 toneladas.

(3) Más de 2 toneladas (no identificados)

Fuente: INDEC

* Cifras provisorias

(1) Chassis included

(2) Up to 2 tons

(3) More than 2 tons -unidentified

Font: INDEC

** Provisional figures*

5.2 Por partida N.C.E. (unidades) - Año 2000 / *Sorted by consignment - units - Year 2000*

Automóviles *Cars*		Transporte de Carga (pick-up, camiones, especiales, etc.) *Cargo Vehicles -pick-ups, trucks, specials, etc.*		Transporte de Pasajeros *Passenger Vehicles*	
87.03.21.000	12847	87,04,10,000	21	87.02.10.000	1589
87.03.22.000		87,04,21,000		87.02.90.100	8
87.03.22.100	10557	87,04,21,100	449	87.02.90.900	201
87.03.22.900	15	87,04,21,200	4		
87.03.23.000		87,04,21,300			1798
87.03.23.100	41509	87,04,21,900	21606		
87.03.23.900	967	87,04,22,000		**Chasis** *Chassis*	
87.03.24.000		87,04,22,100	6351		
87.03.24.100	566	87,04,22,200	13	87,06,00,100	840
87.03.24.900	179	87,04,22,900	315	87,06,00,900	140
87.03.31.000		87,04,23,100	106		
87.03.32.000		87,04,23,200			980
87.03.32.100	17661	87,04,23,900	4		
87.03.32.900	822	87,04,31,000		**Total** *Total*	**118.360**
87.03.33.000		87,04,31,100	108		
87.03.33.100	780	87,04,31,200			
87.03.33.900	275	87,04,31,900	360		
87.03.90.000	1	87,04,32,000			
		87,04,32,200			
	86199	87,04,90,000	1		
		87,05,10,000	11		
		87,05,10,100			
		87,05,10,900			
		87,05,20,000	2		
		87,05,20,100			
		87,05,20,900			
		87,05,30,000	4		
		87,05,40,000	6		
		87,05,90,000			
		87,05,90,100			
		87,05,90,900	22		
			29383		

6. Parque Automotor / *Number of vehicles in use*

6.1 En la Argentina / *In Argentine*

Año *Year*	Población al 31 de diciembre *Population by December 31*	Automóviles *Cars*	Transporte de *Vehicles* Carga *Cargo*	Pasajeros *Passengers*	Otros *Others*	Total *Total*	Habitantes por Automotor *Population per Vehicle*
1994	34.105.000 **	4.426.706	1.203.903	35.722		5.666.331	6,0
1995	34.768.457 **	4.665.329	1.200.569	37.568		5.903.466	5,9
1996	35.219.612 **	4.783.908	1.248.527	38.434		6.070.869	5,8
1997	35.671.892 **	4.904.265	1.332.334	40.191		6.276.790	5,7
1998	36.124.931 **	5.047.630	1.453.335	43.232		6.544.197	5,5
1999	36.578.355 **	5.056.146	1.507.338	43.498		6.606.982	5,5
2000	37.031.802 **	5.386.231	1.520.372	44.222	2.355	6.953.180	5,3

NOTAS: * Considerando la evolución en los criterios de estimación de bajas, fueron ajustados los datos del parque para 1994 y 1995. Para datos de años anteriores, ver anuario ADEFA 1993.

** Cifras estimadas.

NB: * *Considering criteria evolution regarding withdrawn units, data about number of vehicles in use were adjusted for 1994 and 1995. For previous year's data, see 1993 ADEFA' s Yearbook*

** *Estimated figures*

6.2 Por Provincia / *Sorted by province*

Jurisdicción *Province*	Población *** *Population* ***	1999 Automóviles *Cars*	1999 Transporte de *Vehicles* Carga *Cargo*	1999 Pasajeros *Passengers*	1999 Otros *Others*	1999 Total *Total*	2000 Automóviles *Cars*	2000 Transporte de *Vehicles* Carga *Cargo*	2000 Pasajeros *Passengers*	2000 Otros *Others*	2000 Total *Total*
Capital Federal	3.048.669	1.071.931	197.302	14.006		1.283.239	1.141.338	199.839	14.262	487	1.355.948
Buenos Aires	14.214.701	2.055.261	547.821	16.102		2.619.184	2.166.188	551.271	16.277	723	2.734.459
Catamarca	318.147	13.091	4.264	82		17.436	15.647	4.355	94	11	20.107
Córdoba	3.060.803	419.477	129.260	2.165		550.901	452.349	130.570	2.208	175	585.302
Corrientes	921.933	66.299	24.372	441		91.112	71.025	24.562	464	44	96.095
Chaco	951.795	37.381	18.985	218		56.584	41.290	19.179	224	36	60.729
Chubut	448.028	60.848	25.509	449		86.806	66.783	25.770	451	41	93.025
Entre Ríos	1.113.438	110.844	63.502	711		175.057	117.967	63.902	717	66	182.652
Formosa	504.185	19.879	9.950	69		29.918	22.252	10.029	69	14	32.384
Jujuy	604.002	24.438	16.002	248		40.688	28.321	16.226	254	21	44.822
La Pampa	306.113	47.098	24.627	129		71.854	50.207	24.761	129	13	75.110
La Rioja	280.198	17.195	6.124	33		23.351	20.200	6.208	34	27	26.469
Mendoza	1.607.818	242.885	108.005	1.910		352.801	253.817	108.747	1.916	132	364.611
Misiones	966.326	62.596	29.424	604		92.624	67.513	29.708	669	77	97.967
Neuquén	550.726	49.813	20.406	321		70.540	54.910	20.698	326	46	75.980
Río Negro	618.488	52.405	16.824	257		69.485	57.043	16.979	260	19	74.301
Salta	1.067.347	53.431	22.763	595		76.790	58.385	23.000	618	29	82.032
San Juan	578.504	49.949	21.347	551		71.847	54.101	21.534	560	21	76.216
San Luis	363.345	23.485	8.202	115		29.801	26.454	8.327	118	17	32.916
Santa Cruz	206.897	24.248	9.640	137		34.026	26.739	9.725	145	15	36.624
Santa Fe	3.066.691	435.135	157.459	2.965		595.559	462.669	158.753	3.015	185	624.622
Santiago del Estero	725.993	24.666	11.956	228		36.849	27.470	12.147	243	14	39.874
Tierra del Fuego	1.293.349	14.543	6.004	24		20.571	86.423	29.664	1.106	37	117.230
Tucumán	115.538	79.279	29.591	1.088		109.958	17.180	6.418	24	105	23.707
Total	**37.031.802**	**5.056.146**	**1.507.338**	**43.498**		**6.606.981**	**5.386.231**	**1.520.372**	**44.222**	**2.355**	**6.953.180**

*** Proyecciones de población por sexo y grupos de edad: urbana - rural y económicamente activa, versión revisada febrero 1996, INDEC.

*** *Population projection sorted by sex and age groups: urban -rural and economically active, version revised on February 1996, INDEC*

7. Sistemas de Ahorro / *Saving system*

Año *Year*	Contratos Suscriptos *Subscribed Contracts*	Adjudicados *Brought*
1972	3.360	509
1973	14.484	2.842
1974	36.960	11.692
1975	12.800	22.551
1976	13.613	18.172
1977	30.387	14.963
1978	29.214	17.424
1979	39.067	20.485
1980	72.994	31.670
1981	64.002	46.025
1982	9.836	43.467
1983	19.358	29.808
1984	200.223	51.161
1985	66.577	59.065
1986	122.163	67.734
1987	101.760	85.556
1988	53.652	49.586
1989	46.836	57.937
1990	25.490	34.508
1991	123.192	34.654
1992	238.500	77.687
1993	401.688	135.088
1994	221.292	183.008
1995	160.648	158.740
1996	136.849	133.502
1997	116.272	102.750
1998	103.949	94.885
1999	107.773	71.623
2000	71.471	64.858

8. Ventas de Combustibles / *Fuel purchasing*

Jurisdicción *Province*	1999				2000			
	Nafta * *Petrol* *		Gas-Oil * *Gas Oil* *	Gas natural comprimido ** *Compressed Natural Gas* **	Nafta * *Petrol* *		Gas-Oil * *Gas Oil* *	Gas natural comprimido ** *Compressed Natural Gas* **
	Común	Especial			Común	Especial		
Capital Federal	103,3	554,9	822,9	278,4	52,7	503,7	759,3	285,6
Buenos Aires	652,1	1.442,0	4.764,2	718,4	470,2	1.400,1	4.507,3	807,0
Catamarca	10,8	19,9	115,1	3,2	7,4	19,2	98,0	3,6
Córdoba	146,2	276,4	1.154,4	177,8	22,9	37,5	192,2	-
Corrientes	30,8	36,4	158,0	-	36,0	118,7	209,3	-
Chaco	33,6	39,9	205,7	-	107,5	276,8	1.206,6	195,0
Chubut	33,3	126,1	189,7	-	25,8	39,5	167,1	-
Entre Ríos	62,6	79,7	388,0	-	43,7	79,0	404,7	6,0
Formosa	12,4	17,1	44,1	-	9,0	17,3	44,6	-
Jujuy	21,9	14,6	95,1	7,9	15,6	14,7	91,7	9,0
La Pampa	30,3	43,3	273,4	4,7	25,3	47,0	274,1	5,8
La Rioja	14,1	29,4	62,7	2,9	11,1	28,6	69,2	3,0
Mendoza	82,5	108,3	404,0	91,2	57,7	101,1	434,4	105,6
Misiones	40,7	53,9	192,1		32,9	54,4	173,7	-
Neuquén	31,7	51,7	157,1	6,3	22,0	49,6	170,9	7,2
Río Negro	34,9	66,2	220,8	7,3	30,2	64,5	217,8	9,0
Salta	48,3	35,6	261,3	12,7	36,0	35,9	265,6	15,0
San Juan	28,2	35,8	97,1	18,0	20,1	35,2	105,7	21,8
San Luis	21,4	28,5	110,0	13,0	16,9	27,9	122,1	15,0
Santa Cruz	15,0	73,2	146,4		16,5	66,2	141,8	-
Santa Fe	142,2	275,8	1.374,5	117,6	106,6	275,7	1.303,9	129,0
Santiago del Estero	19,9	25,3	121,5	14,9	15,9	25,1	128,1	16,8
Tierra del Fuego	-	32,4	48,1	0,9	0,0	28,9	50,0	9,0
Tucumán	60,4	72,7	290,7	33,1	48,1	72,9	302,7	42,0
Total	**1.676,6**	**3.539,3**	**11.696,9**	**1.508,0**	**1.230,2**	**3.419,5**	**11.440,9**	**1.685,2**

* Miles de m3 / *Thousand of m3*

** Millones de m3. / *Millions of m3*

Fuente: Secretaría de Energía. / *Font: Secretary of Energy*

Longitud total de la red principal de caminos / *Complete lenght of road principal system*

9.1 LONGITUD DE RED NACIONAL (en Km.) / *Lenght of domestic network - in Km -*

Jurisdicción *Province*	Pavimento *Pavement*	Calzada / *Roadway* Mejorada *Improved*	Natural *Natural*	Total *Total*
Buenos Aires	4.690,30	0,00	0,00	4.690,30
Catamarca	730,63	160,00	0,00	890,63
Córdoba	2.526,19	0,00	0,00	2.526,19
Corrientes	1.760,67	0,00	0,00	1.760,67
Chaco	782,19	0,00	329,63	1.111,82
Chubut	1.470,78	803,84	0,00	2.274,62
Entre Ríos	1.459,91	0,00	0,00	1.459,91
Formosa	721,19	0,00	589,24	1.310,43
Jujuy	466,89	287,16	0,00	754,05
La Pampa	1.358,56	39,52	190,27	1.588,35
La Rioja	1.351,22	285,71	127,74	1.764,67
Mendoza	1.568,71	158,40	0,00	1.727,11
Misiones	639,76	0,00	199,43	839,19
Neuquén	1.374,20	193,73	0,00	1.567,93
Río Negro	1.572,87	808,81	0,00	2.381,68
Salta	1.156,02	419,94	312,67	1.888,63
San Juan	733,09	94,38	0,00	827,47
San Luis	1.293,88	0,00	0,00	1.293,88
Santa Cruz	1.035,77	1.312,35	44,17	2.392,29
Santa Fe	2.385,03	0,00	93,52	2.478,55
S.Del Estero	1.329,44	76,00	58,76	1.464,20
T.Del Fuego	221,26	686,88	0,00	908,14
Tucumán	451,97	55,17	0,00	507,14
Total / *Total*	**31.080,53**	**5.381,89**	**1.945,43**	**38.407,85**

Actualizado al 30/06/99
Fuente: Gerencia Planeamiento, Investigación y Control (N.N.V.)
Arch./Base de Datos/Red/Redes Actualizadas NB/amp.
Aproximadamente 9400 km de rutas, se encuentran concesionados por sistema de peaje.

Revised on June 30th, 1999
Font: Management of Planning, Investigation and Control (N.N.V)
File./Data Base/Net/Revised Net NB/amp.
Near 9400 km of roads are managed by toll system

9.2 LONGITUD DE RED PROVINCIAL (en Km.) / *Lenght of provincial network - in Km -*

Jurisdicción *Province*	Pavimento *Pavement*	Calzada / *Roadway* Mejorada *Improved*	Natural *Natural*	Total *Total*
Buenos Aires	10.830,00	14.142,00	11.610,00	36.582,00 (2)
Catamarca	1.039,60	1.790,90	1.958,20	4.788,70 (1)
Córdoba	3.952,00	1.631,00	14.819,00	20.402,00 (2)
Corrientes	727,57	666,53	3.815,24	5.209,34 (1)
Chaco	814,30	230,53	4.940,45	5.985,28 (1)
Chubut	744,80	5.571,80	2.176,40	8.493,00 (1)
Entre Ríos	1.610,00	1.871,00	7.970,00	11.451,00 (2)
Formosa	195,15	186,56	2.415,29	2.797,00 (1)
Jujuy	449,00	134,00	3.076,00	3.659,00 (2)
La Pampa	2.228,98	342,15	5.358,00	7.929,13 (1)
La Rioja	1.057,05	469,20	0,00	1.526,25 (1)
Mendoza	2.531,00	3.832,00	5.052,00	11.415,00 (1)
Misiones	1.086,00	1.160,00	799,00	3.045,00 (1)
Neuquén	590,00	754,00	3.065,00	4.409,00 (1)
Río Negro	635,76	2.138,58	3.580,60	6.354,94 (1)
Salta	650,00	2.297,00	3.690,00	6.637,00 (1)
San Juan	1.495,00	2.261,00	1.470,00	5.226,00 (1)
San Luis	1.099,00	835,00	3.801,00	5.735,00 (2)
Santa Cruz	574,00	760,00	5.380,00	6.714,00 (1)
Santa Fe	3.322,78	378,86	9.690,28	13.391,92 (1)
S.Del Estero	1.816,00	1.600,00	15.000,00	18.416,00 (1)
T.Del Fuego	---	---	664,00	664,00 (3)
Tucumán	1.089,00	967,00	80,00	2.136,00 (2)
Total / *Total*	**38.536,99**	**44.019,11**	**110.410,46**	**192.966,56**

Red Provincial actualizada a: (1) Noviembre/1999, (2) 1996/97, (3) Julio 2001
Se consideran Redes Viales Primarias y Secundarias, no se incluye la Red Vial Terciaria,
ni Caminos Vecinales, ni Municipales. Arch./Base de Datos/Red/Redes Actualizadas NMB/amp.

Provincial Net revised on: 1) November 1999, (2) 1996/7, (3) July 2001
Only Primary and Secondary Vial Nets are considered. Terciary Vial net is not considered,
File/Data Base/Net/Revised Nets NMB/amp.

DAIMLERCHRYSLER

Daimler Chrysler Argentina S.A.
Av. Del Libertador 2424
1425 - Capital Federal
Tel: 4808-8700 / Fax: 4808-8701
www.daimlerchrysler.com.ar

PSA PEUGEOT CITROËN
Argentina

Peugeot Citroën Argentina S.A.
Juan Domingo Perón 1001
1682 – Villa Bosch – Pcia. Buenos Aires
Tel: 4734-3000
www.peugeot.com.ar

FIAT

Fiat Auto Argentina S.A.
C. M. Della Paolera 297/99 - Piso 25
1001 - Capital Federal
Tel: 4310-4949 / Fax: 4310-4999
www.fiatauto.com.ar

RENAULT

Renault Argentina S.A.
Fray Justo Santa María de Oro 1744
1414 - Capital Federal
Tel: 4778-2000 / Fax: 4778-2000
www.renault.com.ar

Ford

Ford Argentina S.A.
Av. Henry Ford y Ruta Panamericana
1617 - General Pacheco - Pcia. Bs. As.
Tel: 4756-9000 / Fax: 4756-9001
www.ford.com.ar

SCANIA

Scania Argentina S.A.
Rta. Panam. Km. 34 – Piedrabuena 5400
1615 - Grand Bourg - Pcia. Bs. As.
Tel: 03327-451000 / Fax: 03327-451001
www.scania.com.ar

GM General Motors

General Motors de Argentina S.A.
Av. Eduardo Madero 900 - Piso 14
1106 - Capital Federal
Tel: 4510-2800 / Fax: 4510-2799
www.chevrolet.com.ar

TOYOTA

Toyota Argentina S.A.
Av. Del Libertador 390
1636 – Olivos - Pcia. Bs. As.
Tel: 4796-8900 / Fax: 4796-8919
www.toyota.com.ar

IVECO

Iveco Argentina S.A.
Sánchez de Bustamante 54
1173 - Capital Federal
Tel: 4866-3737 / Fax: 4866-3757
www.iveco.com.ar

Volkswagen

Volkswagen Argentina S.A.
Av. Henry Ford y Delcasse
1617 - General Pacheco - Pcia. Bs. As.
Tel: 4317-9000 / Fax: 4317-9001
www.vw.com.ar

ADEFA

ASOCIACION DE FABRICAS DE AUTOMOTORES

Marcelo T. de Alvear 636 - Piso 5º
(C 1058 AAH) Buenos Aires - Argentina
Tel: 4312-3483 / Fax: 4315-2990
www.adefa.com.ar