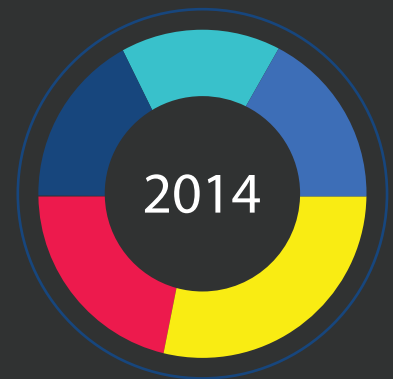
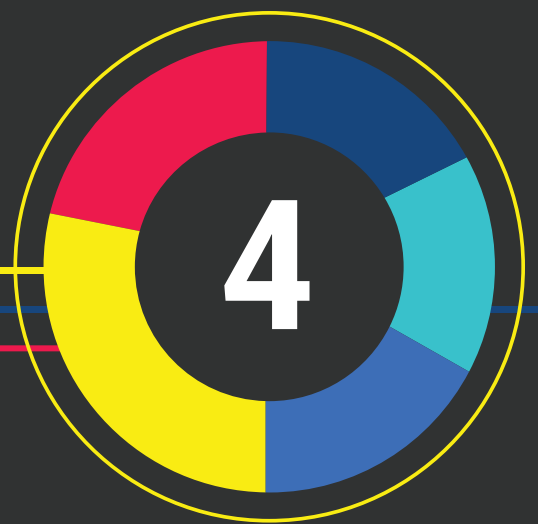




Anuario
Yearbook





2014

Producción
Production

Producción nacional de automotores
Domestic Vehicles Production



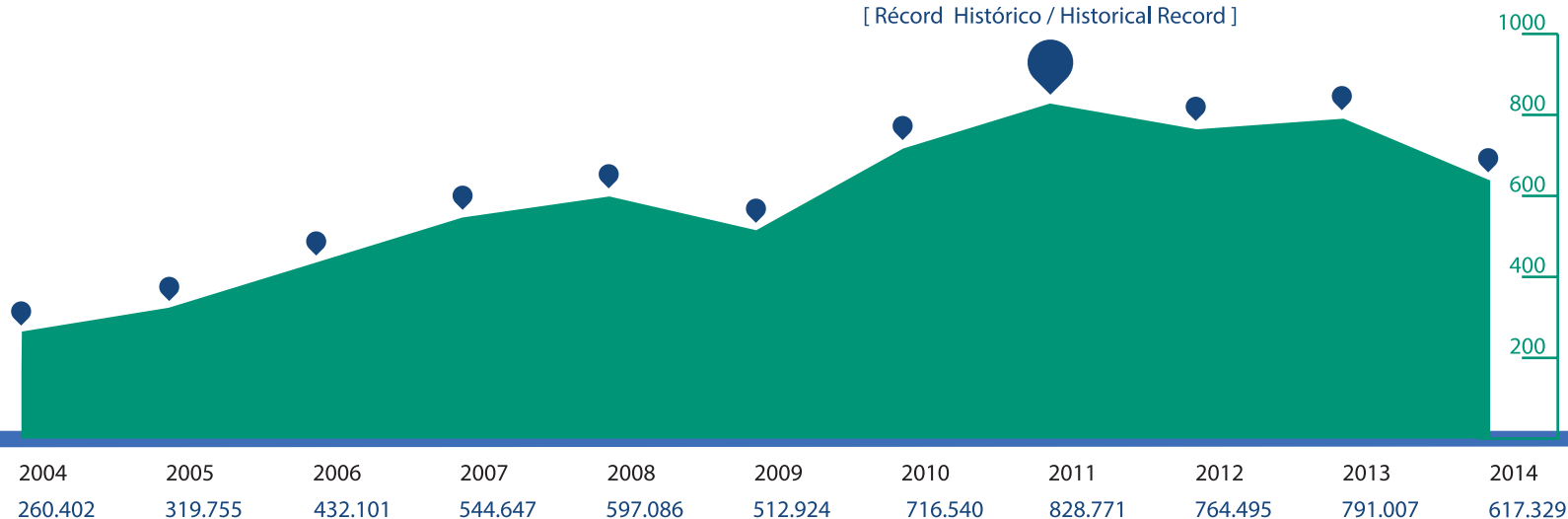
Producción Nacional de Automotores Domestic Vehicles Production



Año	Automóviles	Comerciales	Total
Year	Cars	Commercials	Total
1951/1958	20.648	42.665	63.313
1959	18.290	14.662	32.952
1960	40.144	49.194	89.338
1961	78.274	57.914	136.188
1962	90.648	39.232	129.880
1963	75.338	29.561	104.899
1964	114.617	51.866	166.483
1965	133.734	60.802	194.536
1966	133.812	45.641	179.453
1967	130.297	45.021	175.318
1968	127.965	53.011	180.976
1969	153.047	65.543	218.590
1970	167.000	52.599	219.599
1971	193.105	60.132	253.237
1972	200.885	67.708	268.593
1973	219.439	74.303	293.742
1974	212.088	74.224	286.312

Año	Automóviles	Comerciales	Total
Year	Cars	Commercials	Total
1975	185.162	54.874	240.036
1976	142.072	51.445	193.517
1977	168.126	67.230	235.356
1978	133.416	45.744	179.160
1979	192.011	61.206	253.217
1980	218.640	63.153	281.793
1981	139.428	32.935	172.363
1982	106.886	25.231	132.117
1983	128.962	30.914	159.876
1984	137.206	30.117	167.323
1985	113.788	23.887	137.675
1986	137.889	32.601	170.490
1987	158.743	34.572	193.315
1988	135.776	28.384	164.160
1989	107.597	20.226	127.823
1990	81.107	18.532	99.639
1991	114.113	24.845	138.958

[Récord Histórico / Historical Record]



Año	Automóviles	Comerciales	Total
Year	Cars	Commercial	Total
1992	220.502	41.520	262.022
1993	286.964	55.380	342.344
1994	338.355	70.422	408.777
1995	226.656	58.779	285.435
1996	269.439	43.713	313.152
1997	366.466	79.840	446.306
1998	353.073	104.883	457.956
1999	224.733	80.101	304.834
2000	238.706	100.540	339.246
2001	169.591	65.986	235.577
2002	111.299	48.057	159.356
2003	109.784	59.837	169.621

Año	Automóviles	Comerciales	Total
Year	Cars	Commercial	Total
2004	171.400	89.002	260.402
2005	182.761	136.994	319.755
2006	263.120	168.981	432.101
2007	350.735	193.912	544.647
2008	399.236	197.850	597.086
2009	380.067	132.857	512.924
2010	506.342	210.198	716.540
2011	577.233	251.538	828.771
2012	497.376	267.119	764.495
2013	506.539	284.468	791.007
2014	363.711	253.618	617.329
1951/2014	11.624.341	4.525.569	16.149.910

PRODUCCIÓN POR EMPRESA PRODUCTION BY COMPANY

Automotores	2008	2009	2010	2011	2012	2013	2014	2008 - 2014
Automotive								
GENERAL MOTORS S.R.L.	111.911	81.971	127.818	136.428	128.501	111.355	86.931	784.915
MERCEDES BENZ ARGENTINA S.A.	32.670	13.021	16.461	18.505	16.263	20.502	17.341	134.763
FIAT AUTO ARGENTINA S.A.	28.700	78.573	96.059	113.468	73.863	104.891	95.538	591.092
FORD ARGENTINA S.C.A.	83.643	72.554	96.454	103.883	89.072	102.280	103.107	650.993
HONDA MOTOR ARGENTINA S.A.	0	0	0	879	8.114	11.519	6.834	27.346
IVECO ARGENTINA S.A.	7.340	1.311	4.453	5.851	4.769	6.344	3.146	33.214
PEUGEOT-CITROËN S.A.	131.791	85.445	126.968	143.898	133.534	115.302	55.487	792.425
RENAULT ARGENTINA S.A.	73.336	65.470	91.222	111.492	108.905	117.635	80.877	648.937
SCANIA ARGENTINA S.A.	0	0	0	0	0	0	0	0
TOYOTA ARGENTINA S.A.	64.539	62.545	70.032	68.929	93.570	94.468	95.959	550.042
VOLKSWAGEN ARGENTINA S.A.	63.156	52.034	87.073	125.438	107.904	106.711	72.109	614.425
Total General	597.086	512.924	716.540	828.771	764.495	791.007	617.329	4.828.152

Automóviles - Categoría A	2008	2009	2010	2011	2012	2013	2014	2008 - 2014
Cars - Category A								
GENERAL MOTORS S.R.L.	99.362	81.971	126.858	135.678	128.501	111.355	86.931	770.656
FIAT AUTO ARGENTINA S.A.	28.700	78.573	96.059	113.468	73.863	104.891	95.538	591.092
FORD ARGENTINA S.C.A.	35.639	38.295	51.654	57.934	48.492	48.816	47.063	327.893
HONDA MOTOR ARGENTINA S.A.	0	0	0	879	8.114	11.519	6.834	27.346
PEUGEOT-CITROËN S.A.	117.317	77.458	115.036	129.042	115.645	97.611	46.532	698.641
RENAULT ARGENTINA S.A.	57.886	52.677	74.185	91.759	85.159	92.673	60.388	514.727
VOLKSWAGEN ARGENTINA S.A.	60.673	51.841	42.550	48.473	37.602	39.674	20.425	301.238
Total	399.577	380.815	506.342	577.233	497.376	506.539	363.711	3.231.593

Utilitarios - Categoría A	2008	2009	2010	2011	2012	2013	2014	2008 - 2014
Utilities - Category A								
GENERAL MOTORS S.R.L.	625	0	960	750	0	0	0	2.335
FORD ARGENTINA S.C.A.	48.004	34.259	44.800	45.949	40.580	53.464	56.044	323.100
PEUGEOT-CITROËN S.A.	14.474	7.987	11.932	14.856	17.889	17.691	8.955	93.784
RENAULT ARGENTINA S.A.	15.450	12.793	17.037	19.733	23.746	24.962	20.489	134.210
TOYOTA ARGENTINA S.A.	64.539	62.545	70.032	68.929	93.570	94.468	95.959	550.042
VOLKSWAGEN ARGENTINA S.A.	2.483	193	44.523	76.965	70.302	67.037	51.684	313.187
Total	145.575	117.777	189.284	227.182	246.087	257.622	233.131	1.416.658

Furgones - Categoría B	2008	2009	2010	2011	2012	2013	2014	2008 - 2014
Panel Vans - Category B								
MERCEDES BENZ ARGENTINA S.A.	31.159	11.698	14.253	15.862	0	0	0	72.972
Total	31.159	11.698	14.253	15.862	0	0	0	72.972

Producción por Empresa
Production by Company

Transporte de Carga Categoría B	2008	2009	2010	2011	2012	2013	2014	2008 - 2014
Trucks - Category B								
GENERAL MOTORS S.R.L.	11.924	0	0	0	0	0	0	11.924
IVECO ARGENTINA S.A.	7.188	1.293	4.332	5.814	4.735	6.314	3.067	32.743
MERCEDES BENZ ARGENTINA S.A.	0	0	0	467	13.485	17.061	15.157	46.170
SCANIA ARGENTINA S.A.	0	0	0	0	0	0	0	0
Total	19.112	1.293	4.332	6.281	18.220	23.375	18.224	90.837

Transp. de Pa sajeros Categoría B	2008	2009	2010	2011	2012	2013	2014	2008 - 2014
Buses - Category B								
MERCEDES BENZ ARGENTINA S.A.	1.511	1.323	2.208	2.176	2.778	3.441	2.184	15.621
IVECO ARGENTINA S.A.	152	18	121	37	34	30	79	471
Total	1.663	1.341	2.329	2.213	2.812	3.471	2.263	16.092

PRODUCCIÓN POR MODELO PRODUCTION BY MODEL

Modelo y Versión	2008	2009	2010	2011	2012	2013	2014	2008 - 2014
Model and Version								
GENERAL MOTORS S.R.L.	111.911	81.971	127.818	136.428	128.501	111.355	86.931	784.915
CHEVROLET CORSA 3DR BASE	2.138	482	0	0	0	0	0	2.620
CHEVROLET CORSA 3DR CITI	5.640	1.336	901	0	0	0	0	7.877
CHEVROLET CORSA 3DR FULL	0	919	180	0	0	0	0	1.099
CHEVROLET CORSA 3DR GL DA/AA	3.275	2.830	0	0	0	0	0	6.105
CHEVROLET CORSA 3DR GLS	0	1.757	1.071	0	0	0	0	2.828
CHEVROLET CORSA 3DR SUPER	2.306	0	0	0	0	0	0	2.306
CHEVROLET CORSA 3DR WIND	1.597	0	0	0	0	0	0	1.597
CHEVROLET CORSA 4DR BASE	4.136	2.836	703	5	0	0	0	7.680
CHEVROLET CORSA 4DR GL AA/DA	0	0	4	0	0	0	0	4
CHEVROLET CORSA 4DR SUPER SOHC	20.265	14.987	5.890	0	504	367	0	42.013
CHEVROLET CORSA 5DR WIND	1.141	0	0	0	0	0	0	1.141
CHEVROLET CORSA WAGON BASE	2.602	1.037	124	0	0	0	0	3.763
CHEVROLET CORSA WAGON FULL	0	1.431	764	0	0	0	0	2.195
CHEVROLET CORSA WAGON SUPER 1.6 SOHC	3.090	0	0	0	0	0	0	3.090
CHEVROLET CORSA 3DR PU	341	748	0	0	0	0	0	1.089
CHEVROLET CORSA WAGON GL	0	464	338	0	0	0	0	802
CHEVROLET CORSA WAGON LIFE 1.4 E3 5P	0	1.201	348	0	0	0	0	1.549
CORSA - 4DR FLEX	52.831	25.311	316	290	99	60	0	78.907
CORSA 3DR CITY LS	0	0	547	214	0	0	0	761
CORSA 3DR CITY LS AA	0	0	2.096	1.037	0	0	0	3.133
CORSA 3DR GL AA/DA	0	0	59	0	0	0	0	59
CORSA 3DR LIFE	0	0	135	10	0	0	0	145
CORSA 3DR LS	0	0	1	0	0	0	0	1
CORSA 3DR LS AA DIR	0	0	1.761	610	0	0	0	2.371
CORSA 3DR LT	0t	0	2.773	921	0	0	0	3.694

Producción por Modelo
Production by Model

Modelo y Versión	2008	2009	2010	2011	2012	2013	2014	2008 - 2014
Model and Version								
CORSA 4DR GLS GAS 16V / 8V	0	0	9	0	0	0	0	9
CORSA 4DR LS	0	0	2.248	1.755	1.514	0	0	5.517
CORSA CLASSIC 4DR LS AA DIR	0	0	7.699	6.379	0	0	0	14.078
CORSA 4DR LT	0	0	7.661	13.034	0	0	0	20.695
CORSA SW LS AA DIR	0	0	376	1.273	0	0	0	1.649
CORSA SW LS LIFE	0	0	206	15	0	0	0	221
CORSA SW LS TAXI	0	0	98	0	0	0	0	98
CORSA SW LT	0	0	1.522	1.782	0	0	0	3.304
CLASSIC 4DR BASE	0	0	0	0	280	332	0	612
CLASSIC ADVANTAGE 4DR	0	0	0	0	0	0	4.673	4.673
CLASSIC LS ABS AIRBAG 4DR	0	0	0	0	0	0	23.082	23.082
CLASSIC 4DR LS AA DIR	0	0	0	0	20.627	14.700	0	35.327
CLASSIC LT PACK 4P	0	0	0	0	0	11.871	2.643	14.514
CLASSIC LS FLEX 4P	0	0	0	0	18.742	31.596	47.455	97.793
CHEVROLET CLASSIC SPIRIT 4P	0	0	0	9.059	21.523	6.794	0	37.376
AGILE - 5P 1.4 N	0	26.632	89.028	99.294	65.212	45.635	9.078	334.879
Automóviles	99.362	81.971	126.858	135.678	128.501	111.355	86.931	770.656
CHEVROLET CORSA CARGO	0	0	960	750	0	0	0	1.710
CHEVROLET GRAND VITARA - PICK UP	336	0	0	0	0	0	0	336
SUZUKI GRAND VITARA - PICK UP	289	0	0	0	0	0	0	289
Utilitarios	625	0	960	750	0	0	0	2.335
Categoría A	99.987	81.971	127.818	136.428	128.501	111.355	86.931	772.991
BEFORD DIESEL CAMIÓN	11.924	0	0	0	0	0	0	11.924
Transporte de Carga	11.924	0	0	0	0	0	0	11.924
Categoría B	11.924	0	0	0	0	0	0	11.924

Modelo y Versión	2008	2009	2010	2011	2012	2013	2014	2008 - 2014
Model and Version								
MERCEDES BENZ ARGENTINA S.A.	32.670	13.021	16.461	18.505	16.263	20.502	17.341	134.763
SPRINTER - COMBI DIESEL	6.841	4.518	987	1.101	0	0	0	13.447
SPRINTER - FURGÓN DIESEL	23.051	6.288	12.845	14.185	0	0	0	56.369
SPRINTER - CHASSIS DIESEL	1.267	892	421	576	0	0	0	3.156
Furgones	31.159	11.698	14.253	15.862	0	0	0	72.972
MB 1720	0	0	0	467	1.241	929	498	3.135
MB ATRON - CHASIS C/CAB - TRACTOR	0	0	0	0	0	1.492	653	2.145
SPRINTER	0	0	0	0	12.244	14.640	14.006	40.890
Transporte de Carga	0	0	0	467	13.485	17.061	15.157	46.170
SPRINTER BUS	0	0	0	0	1.173	1.647	911	3.731
OH 1115 SB - CA - CH. S/C COLECTIVO	777	400	0	0	0	0	0	1.177
OH 1314/ 1315/ 1318/ 1418 - CHASIS S/C - COLECT	38	42	0	0	0	0	0	80
OH 1618 - 55 XBC ARG	0	0	1.225	901	613	541	410	3.690
OH 1718 - 55 XBC ARG	0	0	73	159	323	288	139	982
OF 1418 - 52 CKD	696	881	910	1.116	669	887	569	5.728
OF 1722 - CHASIS S/C - COLECTIVO DIESEL	0	0	0	0	0	27	119	146
OF 915 - CHASIS S/C - COLECTIVO DIESEL	0	0	0	0	0	30	30	60
OH 1518	0	0	0	0	0	18	6	24
OH 1618 L	0	0	0	0	0	3	0	3
Transporte de Pasajeros	1.511	1.323	2.208	2.176	2.778	3.441	2.184	15.621
Categoría B	32.670	13.021	16.461	18.505	16.263	20.502	17.341	134.763

Producción por Modelo
Production by Model

Modelo y Versión	2008	2009	2010	2011	2012	2013	2014	2008 - 2014
Model and Version								
FIAT AUTO ARGENTINA S.A.	28.700	78.573	96.059	113.468	73.863	104.891	95.538	591.092
PALIO 5P.	1.903	3.950	1.990	25.719	35.222	61.768	61.699	192.251
SIENA NAFTA	26.797	74.623	94.069	87.749	38.641	43.123	33.839	398.841
Automóviles	28.700	78.573	96.059	113.468	73.863	104.891	95.538	591.092
Categoría A	28.700	78.573	96.059	113.468	73.863	104.891	95.538	591.092

Modelo y Versión	2008	2009	2010	2011	2012	2013	2014	2008 - 2014
Model and Version								
FORD ARGENTINA S.C.A.	83.643	72.554	96.454	103.883	89.072	102.280	103.107	650.993
FORD FOCUS CLX D 4P.	5	0	0	0	0	0	0	3
FORD FOCUS CLX D 5P.	3	0	0	0	0	0	0	840
FORD FOCUS CLX N 4P.	714	126	0	0	0	0	0	1.838
FORD FOCUS CLX N 5P.	1.612	226	0	0	0	0	0	70
FOCUS - GH 4P	22	48	0	0	0	0	0	6
FOCUS - GH 5P	6	0	0	0	0	0	0	13.837
FORD FOCUS GL N 5P.	8.532	5.305	0	0	0	0	0	5.496
FORD FOCUS GLX N 4P.	4.717	779	0	0	0	0	0	5.136
FORD FOCUS GLX N 5P.	4.225	911	0	0	0	0	0	471
FORD FOCUS GHIA N 4P	471	0	0	0	0	0	0	380
FORD FOCUS GHIA N 5P.	380	0	0	0	0	0	0	82
FORD FOCUS GHIA TDI 4P.	82	0	0	0	0	0	0	264
FORD FOCUS GHIA TDI 5P.	264	0	0	0	0	0	0	303
FORD FOCUS LUX N 4P.	303	0	0	0	0	0	0	93
FORD FOCUS LUX N 5P.	93	0	0	0	0	0	0	3.067
FORD FOCUS LX N 4P.	1.495	1.572	0	0	0	0	0	7.576
FORD FOCUS LX N 5P.	4.332	3.244	0	0	0	0	0	122
FORD FOCUS LX TDI 4P.	122	0	0	0	0	0	0	

Modelo y Versión	2008	2009	2010	2011	2012	2013	2014	2008 - 2014
Model and Version								
FORD FOCUS LX TDI 5P.	242	0	0	0	0	0	0	242
FOCUS 2 - CLX 4P	0	48	1.061	2.878	1.348	285	0	5.620
FOCUS 2 - CLX 5P	927	61	3.214	8.022	4.855	3.752	0	20.831
FOCUS 2 - EXE GHIA 4P	301	755	2.219	1.093	1.018	281	0	5.667
FOCUS 2 - EXE GHIA 4P DIESEL	0	285	585	416	410	117	0	1.813
FOCUS 2 - EXE LX 4P	0	11	1.178	1.577	1.141	609	0	4.516
FOCUS 2 - EXE STYLE 4P DIESEL	74	77	58	0	0	0	0	209
FOCUS 2 - EXE TREN PLUS 4P DIESEL	50	175	274	0	0	0	0	499
FOCUS 2 - EXE TREND 4P	487	705	61	224	0	0	0	1.477
FOCUS 2 - EXE TREND PLUS 4P	197	990	813	0	0	0	0	2.000
FOCUS 2 - GHIA 4P	639	2.152	670	0	0	0	0	3.461
FOCUS 2 - GHIA 5P	351	3.699	3.461	1.446	1.517	563	0	11.037
FOCUS 2 - GHIA 5P DIESEL	63	402	695	403	535	223	0	2.321
FOCUS 2 - GL 4P	0	3	1.091	195	51	13	0	1.353
FOCUS 2 - GL 5P N	0	526	3.327	1.812	237	0	0	5.902
FOCUS 2 - GLX 4P	2.776	5.591	6.110	0	1.358	1.276	0	17.111
FOCUS 2 - GLX 5P	1.425	6.914	21.050	22.435	20.988	11.291	0	84.103
FOCUS 2 - LX 5P NAFTA	0	12	1.480	2.144	546	0	0	4.182
FOCUS 2 - LX SIGMA 1.6 5P	0	0	0	0	1.549	1.349	0	2.898
FOCUS 2 - PACK I 1.6L 5P	0	0	0	0	381	3	0	384
FOCUS 2 - STYLE 5P DIESEL	23	82	90	0	0	0	0	195
FOCUS 2 - TREND 5P	496	1.529	266	1.191	1.357	797	0	5.636
FOCUS 2 - EXE CLX 4P	0	0	166	1.011	2.685	2.401	0	6.263
FOCUS 2 - EXE CLX 4P DIESEL	0	0	33	229	302	123	0	687
FOCUS 2 - EXE GLX 4P	0	0	1.435	8.954	5.391	4.153	0	19.933
FOCUS 2 - EXE TIT 4P	0	0	320	952	365	178	0	1.815
FOCUS 2 - TIT 5P NAFTA	0	0	245	2.762	1.128	894	0	5.029
FOCUS 2 - TREND PLUS 5PT	174	1.816	1.411	0	902	623	0	4.926

Producción por Modelo

Production by Model

Modelo y Versión	2008	2009	2010	2011	2012	2013	2014	2008 - 2014
Model and Version								
FOCUS 2 - TREND DIESEL 5P	0	0	0	0	326	272	0	598
FOCUS 2 - TREND PLUS 5P DIESEL	36	251	341	190	102	0	0	920
NUEVO FOCUS - 4P S NAFTA	0	0	0	0	0	2.941	4.721	7.662
NUEVO FOCUS - 4P SE NAFTA	0	0	0	0	0	4.185	8.725	12.910
NUEVO FOCUS - 4P TIT NAFTA	0	0	0	0	0	918	3.927	4.845
NUEVO FOCUS - 5P S NAFTA	0	0	0	0	0	4.841	12.092	16.933
NUEVO FOCUS - 5P SE NAFTA	0	0	0	0	0	5.792	13.035	18.827
NUEVO FOCUS - 5P TIT NAFTA	0	0	0	0	0	936	4.563	5.499
Automóviles	35.639	38.295	51.654	57.934	48.492	48.816	47.063	327.893

Modelo y Versión	2008	2009	2010	2011	2012	2013	2014	2008 - 2014
Model and Version								
FORD RANGER LTD 4X2 C/C - PICK UP	1.290	199	708	0	0	518	1.058	3.773
FORD RANGER LTD 4X2 R/C - PICK UP	0	0	0	0	0	137	691	828
FORD RANGER LTD 4X4 D C/C - PICK UP	0	287	3.204	0	0	6.697	6.691	16.879
FORD RANGER XL 4X2 C/C - PICK UP	11.203	8.602	9.172	11.915	4.757	5.060	2.831	53.540
FORD RANGER XL 4X2 C/C DIESEL - PICK UP	6.155	4.218	5.790	4.633	5.560	5.496	5.918	37.770
FORD RANGER XL 4X2 R/C - PICK UP	6.910	3.108	4.731	2.504	1.338	2.246	1.999	22.836
FORD RANGER XL 4X2 R/C DIESEL - PICK UP	1.389	622	679	853	8	284	169	4.004
FORD RANGER XL 4X2 S/C DIESEL - PICK UP	0	0	0	0	0	0	4.032	4.032
FORD RANGER XL 4X4 C/C - PICK UP	0	0	0	0	234	369	752	1.355
FORD RANGER XL 4X4 C/C DIESEL - PICK UP	4.413	2.938	3.096	6.108	2.670	5.084	4.841	29.150
FORD RANGER XL 4X4 R/C - PICK UP	0	29	97	508	563	876	90	2.163
FORD RANGER XL 4X4 R/C DIESEL - PICK UP	674	517	1.069	937	146	437	474	4.254
FORD RANGER XL PLUS 4X2 R/C DIESEL - PICK UP	0	0	32	0	0	0	0	32
FORD RANGER XLS 4X2 C/C - PICK UP	1.534	1.440	591	271	4.767	4.356	2.813	15.772
FORD RANGER XLS 4X2 C/C - PICK UP DIESEL	440	414	569	761	1.670	2.052	1.368	7.274

Modelo y Versión	2008	2009	2010	2011	2012	2013	2014	2008 - 2014
Model and Version								
FORD RANGER XLS 4X2 R/C - PICK UP	2.828	516	1.965	1.078	385	41	0	6.813
FORD RANGER XLS 4X2 R/C - PICK UP DIESEL	108	94	148	56	0	0	0	406
FORD RANGER XLS 4X4 C/C - PICK UP	13	701	0	0	0	0	21	735
FORD RANGER XLS 4X4 C/C DIESEL - PICK UP	729	396	129	32	264	1.779	2.351	5.680
FORD RANGER XLT 4X2 C/C - PICK UP	3.257	4.716	5.874	8.533	9.115	5.377	9.272	46.144
FORD RANGER XLT 4X2 C/C DIESEL - PICK UP	1.863	1.188	1.776	2.153	2.679	3.748	3.495	16.902
FORD RANGER XLT 4X2 R/C - PICK UP	0	110	0	0	0	0	0	110
FORD RANGER XLT 4X4 C/C DIESEL - PICK UP	5.198	4.164	5.170	5.607	6.424	8.907	7.178	42.648
Utilitarios	48.004	34.259	44.800	45.949	40.580	53.464	56.044	323.100
Categoría A	83.643	72.554	96.454	103.883	89.072	102.280	103.107	650.993

Modelo y Versión	2008	2009	2010	2011	2012	2013	2014	2008 - 2014
Model and Version								
HONDA MOTOR ARGENTINA S.A.	0	0	0	879	8.114	11.519	6.834	27.346
CITY - ELX AT NAC	0	0	0	239	1.258	814	1.348	3.659
CITY - ELX MT NAC	0	0	0	240	1.147	828	1.124	3.339
CITY - EXC AT NAC EXPO	0	0	0	0	3.937	4.521	931	9.389
CITY - LXC AT NAC	0	0	0	0	1.620	5.356	960	7.936
CITY - LX MT NAC	0	0	0	400	152	0	2.471	3.023
Automóviles	0	0	0	879	8.114	11.519	6.834	27.346
Categoría A	0	0	0	879	8.114	11.519	6.834	27.346

Producción por Modelo
Production by Model

Modelo y Versión	2008	2009	2010	2011	2012	2013	2014	2008 - 2014
Model and Version								
IVECO ARGENTINA S.A.	7.340	1.311	4.453	5.851	4.769	6.344	3.146	33.214
118 E 20 - 4815 CHA 4X2	3	100	0	0	0	0	0	103
118 E 22 - 4815 CHA4X2	2	0	0	0	0	0	0	2
160 E 18 GNC - CAB MLC 3690 RSU1	0	0	0	4	4	25	1	30
160 E 25 - 3690 - CH. CAMION	37	2	5	15	15	5	0	64
170 E 22 - 3690 - CH. CAMIÓN	0	0	788	471	471	68	0	2.042
170 E 22 - CAB MLC 3690 RSU	0	0	0	0	0	2	0	2
170 E 22 - 4185 - CH. CAMIÓN	899	368	1.107	1.200	1.200	236	0	5.412
170 E 22 - 4185 RSU - CH. CAMION	0	0	0	0	0	280	0	280
170 E 22 - 4815 - CH. CAMIÓN	295	168	627	432	432	150	0	2.208
170 E 22 - CAB MLC LR EATON6 4X2 5670	0	0	0	2	2	0	0	2
IVECO 170 E 22 - CHASIS CAMIÓN DIESEL	538	36	0	0	0	0	0	574
170 E 24 - CAB MLC 3690	0	0	0	20	20	4	2	46
170 E 24 - CAB MLC 4815	0	0	0	8	8	4	0	22
170 E 24 - CAB MLL 4815	0	0	0	2	2	4	3	11
170 E 24 - TRAC MLL 3690	0	0	0	1	1	2	0	4
170 E 25-ATTACK CAB MLC 4185 RSU	0	0	0	0	0	0	141	141
170 E 25 - CAB MLC 3690	1	0	0	0	1	0	0	1
170 E 25 - CAB MLC 4185	4	10	6	1	1	18	7	53
170 E 25 - CAB MLC 4815	2	15	9	1	0	9	0	57
170 E 25 - CAB MLC 5670	0	1	1	0	80	0	0	2
170 E 25 - CAB MLL 4185	7	69	90	80	50	269	88	745
170 E 25 - CAB MLL 4815	0	24	75	50	1	14	10	265
170 E 25 - CAB MLL 5670	0	0	0	1	0	0	0	2
170 E 25 - TRAC MLC 3690	1	0	0	0	74	0	0	1
170 E 25 - TRAC MLL 3690	6	86	69	74	1	201	107	700
180 E 32 - 4815 - CH CAMION	26	6	20	1	41	0	0	163
180 E 32 - 4185 - CH CAMION	394	24	74	41	0	0	0	533

Modelo y Versión	2008	2009	2010	2011	2012	2013	2014	2008 - 2014
Model and Version								
180 E 33 - CAB MLC 3690	0	0	1	0	0	0	0	1
180 E 33 - CAB MLC 4185	0	0	1	5	0	0	0	6
180 E 33 - CAB MLL 4185	0	0	26	188	283	515	160	1.172
180 E 33 - CAB MLL 4815	0	0	6	24	13	1	1	45
180 E 35 - CAB MLC 4815	0	0	1	0	0	0	0	1
230 E 22 - 230 E 22 TRACTOR	46	7	1	18	28	12	0	112
230 E 24 - CAB MLC 4815	28	0	0	0	0	0	0	28
230 E 24 - CAB MLL 4815	53	0	1	0	4	0	0	58
240 E 25 - CAB MLC 3690	0	1	2	1	0	0	0	4
240 E 25 - CAB MLC 4815	0	1	2	18	28	17	4	70
240 E 25 - CAB MLC 5175	0	0	0	1	26	0	56	83
240 E 25 - CAB MLC 5670	0	0	0	1	2	2	1	6
240 E 25 - CAB MLL 4815	1	5	14	11	17	14	12	74
240 E 25 - CAB MLL 5175	0	0	0	1	0	0	0	1
240 E 25 - CAB MLL 5670	0	1	8	0	2	6	6	23
260 E 25 - CAB MLC 3690	1	39	79	209	145	58	0	531
260 E 25 - CAB MLC 4815	1	4	9	29	124	53	0	220
260 E 25 - CAB MLC 4815 NEW TECTOR	0	0	0	0	1	0	0	1
380 T38 - CAB AD 3500	348	0	145	150	57	2	0	702
380 T38 - CAB AT 4500	34	1	4	4	4	0	0	47
380 T38 - CAB AT 4500	59	0	4	1	0	0	2	66
380 T38 - CAB ADN 4500	0	0	0	0	0	10	0	10
380 T42 - CAB AD 3500	253	-1	0	0	0	0	0	252
380 T42 - CAB AD 4500	2	0	0	0	0	0	0	2
380 T42 - CAB ADN 3500	4	66	203	201	170	102	82	828
450 E 32 T - 450 E 32 T	1.426	93	313	285	102	0	0	2.219
450 E 32 TY - TRAC MLC 3500	0	0	0	4	3	0	0	7
450 E 33 T - TRAC MLL 3690	0	1	194	605	576	1.212	381	2.969

Producción por Modelo

Production by Model

Modelo y Versión	2008	2009	2010	2011	2012	2013	2014	2008 - 2014
Model and Version								
450 E 33 TY - TRAC MLL 3500	0	0	1	0	93	183	104	381
720 T42 - TRAC AT 3500	209	1	16	12	76	0	0	314
720 T42T - TRAC ATN 3500	0	1	0	0	0	22	0	23
720 T42T - TRAC AD 3500	22	0	0	2	0	8	0	32
AT 200 S42 - CAB AT 4500	0	0	1	0	0	0	0	1
AT 450 S38T - TRAC AT LR ZF16 4X2 3500	144	28	0	0	0	0	0	172
AT 570 S38T - AT 570 S38T TRACTOR	4	0	0	0	0	0	0	4
AT 740 S42 TZ - TRAC AT 3500	229	0	0	0	0	0	0	229
ATN 200 S38 - ATN 200 CAB AT 4500	164	28	20	0	0	0	0	212
ATN 200 S41 - CAB ATN 4500	0	0	0	72	55	51	31	209
ATN 490 S38T - TRAC AT 3500	733	21	117	0	0	0	0	871
ATN 490 S39T - TRAC ATN3500	0	0	0	21	0	0	0	21
ATN 490 S41T - TRACT ATN 3500	0	0	107	371	213	456	128	1.275
ATN 490 S42T - TRACT AT 3500	337	56	73	0	0	0	0	466
ATN 490 S46T - TRAC ATN 3500	0	0	14	37	96	112	91	350
ATN 570 S38T - TRAC AT 3500	487	0	2	59	8	7	11	574
ATN 570 S42T - ATN570 TRAC AT3500	109	4	12	0	0	0	0	125
ATN 570 S46T - TRAC ATN 3500	0	0	0	13	0	8	0	21
ATN 740 S41TZ - TRACT ATN 3500	0	0	11	48	84	64	72	279
ATN 740 S42TZ - TRAC AT 3500	278	27	64	0	121	0	0	490
ATN 740 S46TZ - TRAC ATN 3500	0	0	9	7	0	0	0	16
EUROTRAKKER - 450 S 38 T - CH. CAMIÓN	1	0	0	0	0	0	0	1
TECTOR 170 E 22 - ATTACK CAB MLC 3690	0	0	0	0	0	68	19	87
TECTOR 170 E 22 - ATTACK CAB MLC 3690 RSU	0	0	0	0	0	0	1	1
TECTOR 170 E 22 - ATTACK CAB MLC 4185	0	0	0	0	0	401	291	692
TECTOR 170 E 22 - ATTACK CAB MLC 4185 RSU	0	0	0	0	0	223	194	417
TECTOR 170 E 22 - ATTACK CAB MLC 4815	0	0	0	0	0	282	210	492
TECTOR 170 E 22 - ATTACK CAB MLL 4185	0	0	0	0	0	633	352	985

Modelo y Versión	2008	2009	2010	2011	2012	2013	2014	2008 - 2014
Model and Version								
TECTOR 170 E 22 - ATTACK CAB MLL 4815	0	0	0	0	0	92	95	187
TECTOR 170 E 22 - ATTACK TRAC MLL 3690	0	0	0	0	0	303	234	537
TECTOR 170 E 22 - ATTACK TRACK MLC 3690	0	0	0	0	0	7	2	9
TECTOR 240 E 25-ATTACK CAB MLC 5175 RSU	0	0	0	0	0	0	62	62
TECTOR 260 E 25 - ATTACK CAB ML 3690	0	0	0	0	0	88	106	194
TECTOR 260 E 25 - ATTACK CAB MLC 4815	0	0	0	0	0	11	0	11
Transporte de Carga	7.188	1.293	4.332	5.814	4.735	6.314	3.067	32.743
CC 118E20 GNC	0	0	0	0	0	0	1	1
170 E 22 - CH BUS	152	18	121	37	34	29	78	469
CC 170 E 24 - CHA 4X2 5950	0	0	0	0	0	1	0	1
Transporte de Pasajeros	152	18	121	37	34	30	79	471
Categoría B	7.340	1.311	4.453	5.851	4.769	6.344	3.146	33.214

Modelo y Versión	2008	2009	2010	2011	2012	2013	2014	2008 - 2014
Model and Version								
PEUGEOT-CITROEN S.A.	131.791	85.445	126.968	143.898	133.534	115.302	55.487	792.425
CITROËN BERLINGO MULTISPACE D PLC - DIESEL	1.224	0	0	0	0	0	0	1.224
CITROËN BERLINGO MULTISPACE N PLC	213	0	0	0	0	0	0	213
CITROËN BERLINGO MULTISPACE 2 PLC A. BAG DIESEL	1.281	571	17	0	0	0	0	1.869
CITROËN BERLINGO MULTISPACE 2 PLC	0	57	4	0	0	0	0	61
CITROËN BERLINGO MULTISPACE 2 PLC - EXP	0	1	124	0	0	0	0	125
CITROËN BERLINGO MULTISPACE 2 PLC DIESEL	0	583	22	0	0	0	0	605
NUEVA BERLINGO VP 1.4I	0	0	0	111	158	157	151	577
NUEVA BERLINGO VP 1.4I EXP	0	0	0	25	9	0	-9	25
NUEVA BERLINGO VP 1.6 HDI SX	0	0	0	1	118	0	-117	2
NUEVA BERLINGO VP 1.6I SX	0	0	1.210	1.668	1.529	1.485	1.005	6.897
NUEVA BERLINGO VP 1.6I SX EXPO	0	0	0	150	262	0	-2	410
NUEVA BERLINGO VP HDI SX	0	0	1.520	1.048	992	924	370	4.854

Producción por Modelo
Production by Model

Modelo y Versión	2008	2009	2010	2011	2012	2013	2014	2008 - 2014
Model and Version								
PEUGEOT 206 - EXPO DIESEL	89	0	0	0	0	0	0	89
PEUGEOT 206 - EXPO NAFTA	4.987	0	0	0	0	0	0	4.987
206 - GENERATION 5P	643	3.786	6.065	6.020	4.741	0	0	21.255
PEUGEOT 206 - XLINE 3P	1.236	0	0	0	0	0	0	1.236
PEUGEOT 206 - XLINE 5P	8.066	0	0	0	0	0	0	8.066
PEUGEOT 206 - PREMIUM 5P	1.041	0	0	0	0	0	0	1.041
PEUGEOT 206 XR 3P.	196	0	0	0	0	0	0	196
PEUGEOT 206 XS 3P.	1.261	0	0	0	0	0	0	1.261
206 - XS PREMIUM 5P	1.746	0	0	0	0	0	0	1.746
206 - XS PREMIUM HDI 5P	1.103	0	0	0	0	0	0	1.103
PEUGEOT 206 XT 5P.	4.046	0	0	0	0	0	0	4.046
PEUGEOT 206 XTD 5P.	2.056	0	0	0	0	0	0	2.056
207 COMPACT BERLINA - DIESEL 3P	309	8	150	3	0	0	0	470
207 COMPACT BERLINA - DIESEL 5P	1.928	2.774	3.739	4.144	2.778	1.878	729	17.970
207 COMPACT BERLINA - EXP D	75	14		0	0	0	0	89
207 COMPACT BERLINA - EXP N	5.381	3.493	18.775	24.292	14.640	1	0	66.582
207 COMPACT BERLINA - NAFTA 3P	2.401	3.156	5.811	5.471	3.761	1.984	0	22.584
207 COMPACT BERLINA - NAFTA 5P	3.463	11.536	15.349	16.768	16.943	16.094	7.319	87.472
PEUGEOT 307 EXPO DIESEL	139	6	20	0	0	0	0	165
PEUGEOT 307 EXPO NAFTA	22.153	14.191	12.655	3.518	0	0	0	52.517
PEUGEOT 307 XR 1.6 5P	1.060	0	0	0	0	0	0	1.060
PEUGEOT 307 XS NAFTA	4.070	0	0	0	0	0	0	4.070
307 - XR 1.6 4P	215	73	3	0	0	0	0	291
307 - XR 1.6 5P	0	10	0	0	0	0	0	10
307 - XR HDI 4P	224	0	0	0	0	0	0	224
307 - XS 1.6 5P	0	2.588	4.196	3.086	0	0	0	9.870
307 - XS HDI 4P	692	125	31	0	0	0	0	848
307 - XS HDI 5P	1.182	204	1.233	0	0	0	0	2.619

Modelo y Versión	2008	2009	2010	2011	2012	2013	2014	2008 - 2014
Model and Version								
307 - XS PREMIUM 2.0 4P	486	2	1	0	0	0	0	489
307 - XS PREMIUM 2.0 5P	1.714	681	800	605	0	0	0	3.800
307 - XS PREMIUM HDI 4P	817	60	5	0	0	0	0	882
307 - XS PREMIUM HDI 5P	1.447	415	862	0	0	0	0	2.724
307 - XT PREMIUM 2.0 4P	388	216	32	0	0	0	0	636
307 - XT PREMIUM 2.0 5P	945	487	815	693	0	0	0	2.940
307 - XT PREMIUM HDI 4P	1.500	330	83	0	0	0	0	1.913
307 - XT PREMIUM HDI 5P	763	116	355	0	0	0	0	1.234
308 - ACTIVE 1.6 N 4P	0	0	0	65	2.011	3.878	2.719	8.673
308 - ACTIVE HDI 4P	0	0	0	61	924	1.063	845	2.893
308 - ALLURE 1.6 N 4P	0	0	0	90	6.462	8.737	4.181	19.470
308 - ALLURE HDI 4P	0	0	0	64	2.064	1.397	836	4.361
308 - EXPO DIESEL	0	0	0	0	0	7	0	7
308 - EXPO NAFTA	0	0	0	0	14.237	12.011	2.737	28.985
308 - FELINE 1.6 N 4P	0	0	0	642	3.324	1.722	791	6.479
308 - FELINE 1.6 N TIP 4P	0	0	0	162	761	0	0	923
308 - FELINE HDI 4P	0	0	0	142	1.836	1.199	623	3.800
308 - SPORT	0	0	0	0	465	2.685	1.853	5.003
408 - ALLURE 1.6 HDI	0	0	0	1.220	931	918	415	3.484
408 - ALLURE 2.0N 4P	0	0	45	2.003	2.240	4.011	1.130	9.429
408 - ALLURE PLUS 1.6 HDI	0	0	0	1.343	1.075	901	378	3.697
408 - ALLURE PLUS 2.0N 4P	0	0	20	3.460	2.704	2.525	1.414	10.123
408 - ALLURE PLUS TIPTRONIC 2.0N 4P	0	0	18	842	572	260	128	1.820
408 - ALLURE TIPTRONIC 2.0N 4P	0	0	35	538	104	9	0	686
408 - EXPO DIESEL	0	0	0	0	5	4	0	9
408 - EXPO NAFTA	0	0	123	14.729	3.245	6.015	347	24.459
408 - FELINE 1.6 HDI	0	0	0	548	683	408	214	1.853
408 - FELINE 2.0N 4P	0	0	22	1.394	650	510	386	2.962

Producción por Modelo
Production by Model

Modelo y Versión	2008	2009	2010	2011	2012	2013	2014	2008 - 2014
Model and Version								
408 - SPORT	0	0	0	533	1.385	975	555	3.448
C4 - 1.6	3.093	249	113	935	4	35	-4	4.425
C4 - 1.6 HDI	949	7	0	0	0	0	0	956
C4 - 1.6 HDI EXCLUSIVE EXPORT	0	3	0	0	0	0	-31	-28
C4 - 1.6 HDI SX EXPORT	0	16	54	263	113	23	0	469
C4 - 2.0 EXCLUSIVE	1.655	249	4	1	83	134	-2	2.124
C4 - 2.0 EXCLUSIVE BVA	8.031	3.989	3.725	3.335	497	25	-56	19.546
C4 - 2.0 EXPO	3	0	0	0	0	0	0	3
C4 - 2.0 HDI EXCLUSIVE	508	0	8	0	0	0	0	516
C4 - 2.0 HDI SX	5.047	2.152	603	1.524	33	0	-31	9.328
C4 - 2.0 HDI X	228	0	0	0	0	0	0	228
C4 - 2.0 SX	5.064	3.577	5.707	1.029	1.222	0	-167	16.432
C4 - 2.0 SX BVA	6.507	3.334	4.569	2.203	1.008	20	-74	17.567
C4 - 2.0 X	70	0	0	537	181	88	0	876
C4 - 2.0I X BVA	0	0	0	0	818	250	-2	1.066
C4 BICUERPO - 1.6 I X	869	2.135	5.652	5.906	6.369	3.338	927	25.196
C4 BICUERPO - 1.6 I X BVM	0	6	555	0	44	0	-17	588
C4 BICUERPO - 1.6I SX BVM	280	5.214	5.644	6.234	3.937	1.408	147	22.864
C4 BICUERPO - 2.0 HDI EXCLUSIVE	205	145	0	0	0	0	0	350
C4 BICUERPO - 2.0 HDI SX	188	583	364	5	0	0	0	1.140
C4 BICUERPO - 2.0 HDI X	203	13	0	0	0	0	0	216
C4 BICUERPO - 2.0I EXCLUSIVE	459	259	382	151	195	148	22	1.616
C4 BICUERPO - 2.0I EXCLUSIVE BVA	299	2.108	3.146	1.580	789	339	0	8.261
C4 BICUERPO - 2.0I EXCLUSIVE BVM	4	346	101	2	21	0	-21	453
C4 BICUERPO - 2.0I SX	484	1.659	1.314	433	599	240	0	4.729
C4 BICUERPO - 2.0I SX BVA	51	2.193	2.935	3.025	1.160	629	0	9.993
C4 BICUERPO - 2.0I SX BVM	0	2.362	2.548	1.551	579	0	-16	7.024
C4 BICUERPO - 1.6I SX HDI EXPORT	0	0	1	0	62	0	-57	6

Modelo y Versión	2008	2009	2010	2011	2012	2013	2014	2008 - 2014
Model and Version								
C4 LOUNGE - 1.6 HDI	0	0	0	0	0	817	1.080	1.897
C4 LOUNGE - 1.6I THP	0	0	0	0	0	1.507	2.266	3.773
C4 LOUNGE - 1.6I THP EXPORT	0	0	0	0	0	3.130	4.303	7.433
C4 LOUNGE - 2.0I 16V	0	0	0	0	0	1.626	1.895	3.521
C4 LOUNGE - 2.0I 16V BVA EXPORT	0	0	0	0	0	3.599	2.152	5.751
C4 LOUNGE - 2.0I 16V EXPORT	0	0	0	0	0	1.288	419	1.707
PARTNER - PATAGÓNICA 1.6 HDI VTC	0	0	2.170	2.118	0	0	0	4.288
PEUGEOT PARTNER PATAGÓNICA	0	0	1.266	2.771	3.454	3.878	2.407	13.776
PEUGEOT PARTNER PATAGÓNICA - DIESEL	2.022	1.252	32	0	2.868	3.331	2.394	11.899
PEUGEOT PARTNER URBANA	558	124	3	0	0	0	0	685
Automóviles	117.317	77.458	115.036	129.042	115.645	97.611	46.532	698.641
CITROËN BERLINGO - FURGÓN 1.9 DA AA DIESEL	14	11	0	0	0	0	0	25
CITROËN BERLINGO - FURGÓN 1.9 DA DIESEL	15	5	0	0	0	0	0	20
CITROËN BERLINGO - FURGÓN 1.9 DIESEL	4.200	2.680	0	0	4.336	3.474	0	14.690
BERLINGO - 1.4 - FURGÓN	404	199	89	856	1.574	2.141	825	6.088
BERLINGO - 1.9 - FURGÓN	0	0	159	0	0	0	0	159
NUEVA BERLINGO VU 1.4I	0	0	0	30	0	0	-232	-202
NUEVA BERLINGO VU 1.6 HDI	0	0	2.059	3.696	0	0	1.744	7.499
PARTNER - 1.8 N - FURGÓN	0	405	4.502	4.454	0	0	0	9.361
PARTNER - 1.9 D - FURGÓN	0	14	0	0	0	0	0	14
PARTNER - FURGÓN 1.4 N	1	463	21	0	0	0	0	485
PARTNER - FURGÓN 1.4 N PRESENCE	1.433	617	415	607	0	0	0	3.072
PARTNER - FURGÓN 1.9 D CONFORT PLC	0	3.398	156	0	0	0	0	3.554
PARTNER - FURGÓN 1.9 D PRESENCE	0	14	4	0	0	0	0	18
PARTNER - FURGÓN 1.9 D PRESENCE PLC	0	181	14	0	0	0	0	195
PARTNER - FURGÓN 1.6 HDI CONFORT	0	0	3.511	4.610	0	0	0	8.121
PARTNER - FURGÓN 1.6 HDI PRESENCE PLC	0	0	1.002	603	0	0	0	1.605

Producción por Modelo
Production by Model

Modelo y Versión	2008	2009	2010	2011	2012	2013	2014	2008 - 2014
Model and Version								
PEUGEOT PARTNER D - FURGÓN DIESEL	38	0	0	0	0	98	0	136
PEUGEOT PARTNER D PLC - FURGÓN DIESEL	4.680	0	0	0	5.894	5.732	3.197	19.503
PEUGEOT PARTNER N - FURGÓN	1.868	0	0	0	6.085	6.246	3.421	17.620
PARTNER - FURGÓN 1.4 N	510	0	0	0	0	0	0	510
PARTNER - FURGÓN 1.4 N PRESENCE	1.311	0	0	0	0	0	0	1.311
Utilitarios	14.474	7.987	11.932	14.856	17.889	17.691	8.955	93.784
Categoría A	131.791	85.445	126.968	143.898	133.534	115.302	55.487	792.425

Modelo y Versión	2008	2009	2010	2011	2012	2013	2014	2008 - 2014
Model and Version								
RENAULT ARGENTINA S.A.	73.336	65.470	91.222	111.492	108.905	117.635	80.877	648.937
RENAULT CLIO II 4P. / 5P. NAFTA	23.629	0	0	0	0	0	0	23.629
RENAULT CLIO II AUT/EXP 4P. / 5P. NAFTA	0	19.411	29.801	26.790	25.734	21.446	17.338	140.520
RENAULT CLIO II AUT/EXP 4P. / 5P.DIESEL	504	0	0	0	0	0	0	504
RENAULT CLIO II PRIVILEGE 4P. / 5P. NAFTA	1.761	0	0	0	0	0	0	1.761
RENAULT CLIO II RN 3P. / 4P. / 5P	6.222	5.937	13.323	10.110	6.336	6.596	3.635	52.159
RENAULT CLIO II - YAHOO 3P NAFTA	5.197	3.034	4.321	6.099	4.916	0	0	23.567
NUEVO CLIO MIO + MIO 3P	0	0	0	0	2.110	10.273	4.099	16.482
NUEVO CLIO MIO - MIO 5P	0	0	0	0	3.239	24.287	20.004	47.530
RENAULT KANGOO	6.034	5.057	4.982	4.552	6.723	4.779	3.970	36.097
RENAULT KANGOO DIESEL	3.224	1.519	1.467	1.260	637	459	0	8.566
RENAULT MEGANE AUT/EXP/PRIV - DIESEL	1.558	0	0	0	0	0	0	1.558
RENAULT MEGANE AUT/EXP/PRIV - NAFTA	9.757	0	0	0	0	0	0	9.757
RENAULT MEGANE AUT/EXP 4P NAFTA	0	1	0	0	0	0	0	1
SYMBOL - EXPO	0	0	0	0	0	78	0	78
SYMBOL - CONFORT 1.5 4P	0	305	532	78	0	0	0	915

Modelo y Versión	2008	2009	2010	2011	2012	2013	2014	2008 - 2014
Model and Version								
SYMBOL - CONFORT 1.6 4P	0	8.130	9.400	8.087	3.403	1.301	0	30.321
SYMBOL - LUXE 1.6 4P	0	6.626	5.096	3.254	4.557	1.047	0	20.580
SYMBOL - PACK 1.5 DCI 4P	0	150	0	0	0	0	0	150
SYMBOL - PACK 1.6 8V 4P	0	2.507	3.536	3.146	1.543	707	0	11.439
FLUENCE - CONFORT 1.6	0	0	618	4.278	4.864	1.835	23	11.618
FLUENCE - CONFORT PLUS 1.6	0	0	0	0	0	1.095	1.556	2.651
FLUENCE - DYNAMIQUE 2.0	0	0	295	11.351	10.631	1.612	877	24.766
FLUENCE - EXPO	0	0	0	0	0	13.676	6.757	20.433
FLUENCE - LUXE 2.0	0	0	221	6.018	3.312	1.228	589	11.368
FLUENCE - PRIVILEGE 2.0	0	0	202	3.286	1.116	870	406	5.880
FLUENCE - PRIVILEGE AT 2.0	0	0	391	3.450	5.074	642	230	9.787
FLUENCE - LUXE RLINK CUERO 2.0	0	0	0	0	0	0	353	353
FLUENCE - SPORT 2.0	0	0	0	0	753	53	0	806
FLUENCE - GT 2.0 16V	0	0	0	0	211	689	263	1.163
FLUENCE - PH2 1.6 DYNAMIQUE	0	0	0	0	0	0	118	118
FLUENCE - PH2 1.6 DYNAMIQUE PACK	0	0	0	0	0	0	7	7
FLUENCE - PH2 2.0 LUXE	0	0	0	0	0	0	69	69
FLUENCE - PH2 2.0 LUXE PACK	0	0	0	0	0	0	38	38
FLUENCE - PH2 2.0 LUXE PACK CUERO	0	0	0	0	0	0	23	23
FLUENCE - PH2 2.0 PRIVILEGE	0	0	0	0	0	0	15	15
FLUENCE - PH2 2.0 PRIVILEGE CVT	0	0	0	0	0	0	18	18
AUTOMÓVILES	57.886	52.677	74.185	91.759	85.159	92.673	60.388	514.727
RENAULT KANGOO - FURGÓN	8.030	7.787	13.294	15.950	21.377	13.801	11.470	91.709
RENAULT KANGOO DIESEL - FURGÓN	7.420	5.006	3.743	3.783	2.369	1.906	804	25.031
RENAULT KANGOO EXPOR	0	0	0	0	0	9.255	8.215	17.470
Utilitarios	15.450	12.793	17.037	19.733	23.746	24.962	20.489	134.210
Categoría A	73.336	65.470	91.222	111.492	108.905	117.635	80.877	648.937

Producción por Modelo
Production by Model

Modelo y Versión	2008	2009	2010	2011	2012	2013	2014	2008 - 2014
Model and Version								
TOYOTA ARGENTINA S.A.	64.539	62.545	70.032	68.929	93.570	94.468	95.959	550.042
HILUX - PICK UP NAFTA	54.273	0	0	0	0	0	0	54.273
HILUX - 4X4 DC DLX - PICK-UP	0	326	545	652	6	667	0	2.196
HILUX - DX DIESEL 4P	0	14.281	14.107	16.040	17.889	19.137	11.807	93.261
HILUX - SR DIESEL 4P	0	3.806	4.965	5.009	12.863	7.512	9.652	43.807
HILUX - SRV NAFTA 4P	0	30.039	32.656	34.814	42.094	14.394	14.887	168.884
HILUX NUEVA - CC	0	0	0	0	407	0	0	407
HILUX NUEVA - C&C 2P 4X4	0	0	0	0	0	0	577	577
HILUX NUEVA - DX 2P 4X2	0	50	33	7	17	17	2.348	2.472
HILUX NUEVA - DX 2P 4X4	0	0	0	0	0	0	4.124	4.124
HILUX NUEVA - DX 4P 4X2	0	5.406	6.115	1.100	3.222	2.053	3.051	20.947
HILUX NUEVA - DX 4P 4X4	0	696	573	316	76	292	161	2.114
HILUX NUEVA - SR	0	514	750	0	0	0	0	1.264
HILUX NUEVA - SRV 2.7 N	0	1	0	4	23	237	137	402
HILUX NUEVA - SRV 4X4 N	0	0	0	0	22	2.402	2.154	4.578
HILUX NUEVA - SRV 5AT 4X4	0	0	0	0	519	29.641	30.435	60.595
HILUX SW4 SR	86	56	127	0	5	1.519	770	2.563
SW 4 - HILUX SW4 SR AT	0	4	0	0	0	0	0	4
SW 4 - HILUX SW4 SR AT N	0	475	300	3	3.379	3.386	4.031	11.574
SW 4 - HILUX SW4 SRV 5AT 4X4	0	0	0	0	429	11.454	11.305	23.188
SW 4 - HILUX SW4 SR DIESEL	0	2	1	0	0	0	0	3
HILUX SW4 SRV	9.607	892	1.135	919	2.653	991	295	16.492
SW 4 - HILUX SW4 SRV AT	0	5.433	8.559	10.060	9.966	766	225	35.009
SW 4 - HILUX SW4 SRV GA	0	564	166	5	0	0	0	735
HILUX CABINA DOBLE - PICK UP DIESEL	437	0	0	0	0	0	0	437
HILUX CABINA SIMPLE - PICK UP DIESEL	136	0	0	0	0	0	0	136
UTILITARIOS	64.539	62.545	70.032	68.929	93.570	94.468	95.959	550.042
CATEGORÍA A	64.539	62.545	70.032	68.929	93.570	94.468	95.959	550.042

Modelo y Versión	2008	2009	2010	2011	2012	2013	2014	2008 - 2014
Model and Version								
VOLKSWAGEN ARGENTINA S.A.	63.156	52.034	87.073	125.438	107.904	106.711	72.109	614.425
FOX - DIESEL	2	0	0	0	0	0	0	2
FOX - NAFTA	2.283	6.905	1.569	0	0	0	0	10.757
VW POLO CLASSIC 1.6 / 1.8	3.559	0	0	0	0	0	0	3.559
VW POLO CLASSIC 1.9 SD DIESEL	2.086	0	0	0	0	0	0	2.086
VW POLO CLASSIC 1.9 TDI DIESEL	111	0	0	0	0	0	0	111
VW SURAN - 1.6 N	49.979	43.386	40.798	48.473	37.602	39.674	20.425	280.337
VW SURAN - 1.9 DIESEL	2.653	1.550	183	0	0	0	0	4.386
Automóviles	60.673	51.841	42.550	48.473	37.602	39.674	20.425	301.238
VW CADDY 1.6 - PICK UP	2.042	0	0	0	0	0	0	2.042
VW CADDY 1.9 - PICK UP DIESEL	441	0	0	0	0	0	0	441
AMAROK - DC 2.0T DIESEL	0	145	12.729	16.666	14.793	16.449	13.975	74.757
AMAROK - DC 2.0T DIESEL EXPO	0	48	31.794	60.299	55.509	50.588	37.709	235.947
Utilitarios	2.483	193	44.523	76.965	70.302	67.037	51.684	313.187
Categoría A	63.156	52.034	87.073	125.438	107.904	106.711	72.109	614.425

Modelo y Versión	2008	2009	2010	2011	2012	2013	2014	2008 - 2014
Model and Version								
TOTAL GENERAL	597.086	512.924	716.540	828.771	764.495	791.007	617.329	4.828.152
Automóviles	399.577	380.815	506.342	577.233	497.376	506.539	363.711	3.231.593
Utilitarios	145.575	117.777	189.284	227.182	246.087	257.622	233.131	1.416.658
Categoría A	545.152	498.592	695.626	804.415	743.463	764.161	596.842	4.648.251
Furgones	31.159	11.698	14.253	15.862	0	0	0	72.972
Transporte de Carga	19.112	1.293	4.332	6.281	18.220	23.375	18.224	90.837
Transporte de Pasajeros	1.663	1.341	2.329	2.213	2.812	3.471	2.263	16.092
Categoría B	51.934	14.332	20.914	24.356	21.032	26.846	20.487	179.901

Producción con Motor a Nafta
Gasoline

PRODUCCIÓN CON MOTOR A NAFTA

GASOLINE

Nafta	2008	2009	2010	2011	2012	2013	2014	2008 - 2014
Gasoline								
Automóviles	360.160	366.642	490.815	562.251	480.582	492.475	356.050	3.108.975
Comerciales	97.532	29.179	85.199	93.257	91.094	85.572	87.753	569.586
Transporte de Carga	0	0	0	0	0	0	0	0
DE 2001 A 4000 KG	0	0	0	0	0	0	0	0
MÁS DE 4000 KG	0	0	0	0	0	0	0	0
Transporte de Pasajeros	0	0	0	0	0	0	0	0
DE 2001 A 4000 KG	0	0	0	0	0	0	0	0
Utilitarios	97.532	29.179	85.199	93.257	91.094	85.572	87.753	569.586
HASTA 2000 KG	97.532	29.179	85.199	93.257	91.094	85.572	87.753	569.586
Total	457.692	395.821	576.014	655.508	571.676	578.047	443.803	3.678.561

PRODUCCIÓN CON MOTOR DIESEL DIESEL

Diesel	2008	2009	2010	2011	2012	2013	2014	2008 - 2014
Diesel								
Automóviles	39.417	14.173	15.527	14.982	16.794	14.064	7.661	122.618
Comerciales	99.977	102.930	124.999	158.281	176.025	198.896	165.865	1.026.973
Furgones	47.526	10.806	14.253	15.862	0	0	0	88.447
HASTA 2000 KG	16.367	6.288	7.795	1.677	0	0	0	32.127
DE 2001 A 4000 KG	31.159	4.518	6.458	14.185	0	0	0	56.320
Transporte de Carga	19.112	2.957	4.332	6.281	18.220	23.375	18.225	92.502
DE 2001 A 4000 KG	0	0	0	0	12.244	14.640	13.822	40.706
MÁS DE 4000 KG	19.112	2.957	4.332	6.281	5.976	8.735	4.403	51.796
Transporte de Pasajeros	1.663	569	2.329	2.213	2.812	3.471	2.262	15.319
HASTA 2000 KG	1.511	0	0	0	0	0	0	1.511
DE 2001 A 4000 KG	0	551	2.208	2.176	2778	3441	2184	13.338
MÁS DE 4000 KG	152	18	121	37	34	30	78	470
Utilitarios	31.676	88.598	104.085	133.925	154.993	172.050	145.378	830.705
HASTA 2000 KG	441	11.309	22.782	133.925	154.993	172.050	145.378	640.878
DE 2001 A 4000 KG	31.235	77.289	81.303	0	0	0	0	189.827
Total	139.394	117.103	140.526	173.263	192.819	212.960	173.526	1.149.591

Producción por Cilindrada - Automóviles
Production by Displacement - Cars

PRODUCCIÓN POR CILINDRADA - AUTOMÓVILES

PRODUCTION BY DISPLACEMENT - CARS

Por Cilindrada	2008	2009	2010	2011	2012	2013	2014	2008 - 2014
By Displacement								
HASTA 850 CM3 UP TO 850 CM3	0	0	0	0	0	0	0	0
DE 851 A 1400 CM3 FROM 851 A 1400 CM3	9.397	52.689	219.361	238.701	289.740	284.361	227.696	1.321.945
DE 1401 A 2500 CM3 FROM 1401 A 2500 CM3	390.180	328.126	286.981	338.532	207.636	222.178	136.015	1.909.648
MÁS DE 2500 CM3 MORE THAN 2500 CM3	0	0	0	0	0	0	0	0
Total	399.577	380.815	506.342	577.233	497.376	506.539	363.711	3.231.593

PRODUCCIÓN POR CAPACIDAD DE CARGA - COMERCIALES

PRODUCTION BY LOADING CAPACITY - COMMERCIALS

Por Capacidad De Carga	2008	2009	2010	2011	2012	2013	2014	2008 - 2014
By Loading Capacity								
Furgones	31.159	27.068	14.253	15.862	0	0	0	88.342
HASTA 2000 KG	29.892	20.780	7.795	1.677	0	0	0	60.144
DE 2001 A 4000 KG	1.267	6.288	6.458	14.185	0	0	0	28.198
Transporte de Carga	19.112	3.508	4.332	6.281	18.220	23.375	18.224	93.052
HASTA 2000 KG	0	0	0	0	0	0	0	0
DE 2001 A 4000 KG	0	0	0	0	12.244	14.640	13.822	40.706
MÁS DE 4000 KG	19.112	3.508	4.332	6.281	5.976	8.735	4.402	52.346
Transporte de Pasajeros	1.663	4.536	2.329	2.213	2.812	3.471	2.263	19.287
HASTA 2000 KG	0	0	0	0	0	0	0	0
DE 2001 A 4000 KG	1.511	4.518	2.208	2.176	2.778	3.441	2.184	18.816
MÁS DE 4000 KG	152	18	121	37	34	30	79	471
Utilitarios	145.575	96.997	189.284	227.182	246.087	257.622	233.131	1.395.878
HASTA 2000 KG	145.575	96.997	86.487	227.182	246.087	257.622	233.131	1.293.081
DE 2001 A 4000 KG	0	0	102.797	0	0	0	0	102.797
Total	197.509	132.109	210.198	251.538	267.119	284.468	253.618	1.596.559

Producción por Capacidad de Carga - Comerciales
Production by Loading Capacity - Commercial

Empresa Company	Enero - Diciembre / January - December		Diferencia Absoluta	Diferencia Relativa
	2013	2014	Absolute Difference	Relative Difference
FIAT AUTO ARGENTINA S.A.	104.891	95.538	-9.353	-8,92%
AUTOMÓVILES	104.891	95.538	-9.353	-8,92%
UTILITARIOS	0	0	0	N/D
CATEGORÍA A	104.891	95.538	-9.353	-8,92%
FURGONES	0	0	0	N/D
TRANSPORTE DE CARGA	0	0	0	N/D
TRANSPORTE DE PASAJEROS	0	0	0	N/D
CATEGORÍA B	0	0	0	N/D
FORD ARGENTINA S.C.A.	102.280	103.107	827	0,81%
AUTOMÓVILES	48.816	47.063	-1.753	-3,59%
UTILITARIOS	53.464	56.044	2.580	4,83%
CATEGORÍA A	102.280	103.107	827	0,81%
TRANSPORTE DE CARGA	0	0	0	N/D
TRANSPORTE DE PASAJEROS	0	0	0	N/D
CATEGORÍA B	0	0	0	N/D
GENERAL MOTORS ARGENTINA S.R.L.	111.355	86.931	-24.424	-21,93%
AUTOMÓVILES	111.355	86.931	-24.424	-21,93%
UTILITARIOS	0	0	0	N/D
CATEGORÍA A	111.355	86.931	-24.424	-21,93%
FURGONES	0	0	0	N/D
TRANSPORTE DE CARGA	0	0	0	N/D
TRANSPORTE DE PASAJEROS	0	0	0	N/D
CATEGORÍA B	0	0	0	N/D

Empresa	Enero - Diciembre / January - December		Diferencia Absoluta	Diferencia Relativa
	2013	2014	Absolute Difference	Relative Difference
Company				
HONDA MOTOR ARGENTINA S.A.	11.519	6.834	-4.685	-40,67%
AUTOMÓVILES	11.519	6.834	-4.685	-40,67%
UTILITARIOS	0	0	0	N/D
CATEGORÍA A	11.519	6.834	-4.685	-40,67%
FURGONES	0	0	0	N/D
CATEGORÍA B	0	0	0	N/D
IVECO ARGENTINA S.A.	6.344	3.146	-3.198	-50,41%
FURGONES	0	0	0	N/D
TRANSPORTE DE CARGA	6.314	3.067	-3.247	-51,43%
TRANSPORTE DE PASAJEROS	30	79	49	163,33%
CATEGORÍA B	6.344	3.146	-3.198	-50,41%
MERCEDES-BENZ ARGENTINA S.A.	20.502	17.341	-3.161	-15,42%
AUTOMÓVILES	0	0	0	N/D
UTILITARIOS	0	0	0	N/D
CATEGORÍA A	0	0	0	N/D
FURGONES	0	0	0	N/D
TRANSPORTE DE CARGA	17.061	15.157	-1.904	-11,16%
TRANSPORTE DE PASAJEROS	3.441	2.184	-1.257	-36,53%
CATEGORÍA B	20.502	17.341	-3.161	-15,42%
PSA PEUGEOT-CITROEN S.A.	115.302	55.487	-59.815	-51,88%
AUTOMÓVILES	97.611	46.532	-51.079	-52,33%
UTILITARIOS	17.691	8.955	-8.736	-49,38%
CATEGORÍA A	115.302	55.487	-59.815	-51,88%
FURGONES	0	0	0	N/D
CATEGORÍA B	0	0	0	N/D

Producción por Capacidad de Carga - Comerciales
Production by Loading Capacity - Commercial

Empresa Company	Enero - Diciembre / January - December		Diferencia Absoluta Absolute Difference	Diferencia Relativa Relative Difference
	2013	2014		
RENAULT ARGENTINA S.A.	117.635	80.877	-36.758	-31,25%
AUTOMÓVILES CARS	92.673	60.388	-32.285	-34,84%
UTILITARIOS UTILITIES	24.962	20.489	-4.473	-17,92%
CATEGORÍA A CATEGORY A	117.635	80.877	-36.758	-31,25%
FURGONES PANEL VANS	0	0	0	N/D
TRANSPORTE DE CARGA TRUCKS	0	0	0	N/D
TRANSPORTE DE PASAJEROS BUSES	0	0	0	N/D
CATEGORÍA B CATEGORY B	0	0	0	N/D
SCANIA ARGENTINA S.A.	0	0	0	N/D
TRANSPORTE DE CARGA TRUCKS	0	0	0	N/D
TRANSPORTE DE PASAJEROS BUSES	0	0	0	N/D
CATEGORÍA B CATEGORY B	0	0	0	N/D
TOYOTA ARGENTINA S.A.	94.468	95.959	1.491	1,58%
AUTOMÓVILES CARS	0	0	0	N/D
UTILITARIOS UTILITIES	94.468	95.959	1.491	1,58%
CATEGORÍA A CATEGORY A	94.468	95.959	1.491	1,58%
TRANSPORTE DE CARGA TRUCKS	0	0	0	N/D
TRANSPORTE DE PASAJEROS BUSES	0	0	0	N/D
CATEGORÍA B CATEGORY B	0	0	0	N/D
VOLKSWAGEN ARGENTINA S.A.	106.711	72.109	-34.602	-32,43%
AUTOMÓVILES CARS	39.674	20.425	-19.249	-48,52%
UTILITARIOS UTILITIES	67.037	51.684	-15.353	-22,90%
CATEGORÍA A CATEGORY A	106.711	72.109	-34.602	-32,43%
TRANSPORTE DE CARGA TRUCKS	0	0	0	N/D
TRANSPORTE DE PASAJEROS BUSES	0	0	0	N/D
CATEGORÍA B CATEGORY B	0	0	0	N/D

Empresa	Enero - Diciembre / January - December		Diferencia Absoluta	Diferencia Relativa
	2013	2014	Absolute Difference	Relative Difference
Company				
TOTAL TERMINALES	791.007	617.329	-173.678	-21,96%
CATEGORÍA A CATEGORY A	764.161	596.842	-167.319	-21,90%
AUTOMÓVILES CARS	506.539	363.711	-142.828	-28,20%
UTILITARIOS UTILITIES	257.622	233.131	-24.491	-9,51%
CATEGORÍA B CATEGORY B	26.846	20.487	-6.359	-23,69%
FURGONES PANEL VANS	0	0	0	N/D
TRANSPORTE DE CARGA TRUCKS	23.375	18.224	-5.151	-22,04%
TRANSPORTE DE PASAJEROS BUSES	3.471	2.263	-1.208	-34,80%

Producción Mundial de Automotores
World Vehicles Production



PRINCIPALES PAÍSES PRODUCTORES

MAIN MANUFACTURER COUNTRIES

País Country	Enero - Diciembre / January - December		Diferencia / Difference
	2013	2014	Var. %
China China	22.116.825	23.722.890	7,3 %
Estados Unidos United States	11.066.432	11.660.699	5,4 %
Japón Japan	9.630.181	9.774.558	1,5 %
Alemania Germany	5.718.222	5.907.548	3,3 %
Corea Del Sur South Korea	4.521.429	4.524.932	0,1 %
India India	3.898.425	3.840.160	-1,5 %
México Mexico	3.054.849	3.365.306	10,2 %
Brasil Brazil	3.712.380	3.146.118	-15,3 %
España Spain	2.163.338	2.402.978	11,1 %
Canadá Canada	2.379.834	2.393.890	0,6 %
Rusia Russia	2.184.266	1.886.646	-13,6 %
Tailandia Thailand	2.457.057	1.880.007	-23,5 %
Francia France	1.740.000	1.817.000*	4,4 %
Reino Unido United Kingdom	1.597.872	1.598.879	0,1 %

Producción Mundial de Automotores
World Vehicles Production

País	Enero - Diciembre / January - December		Diferencia / Difference
	2013	2014	Var. %
Country			
Indonesia Indonesia	1.206.368	1.298.523	7,6 %
República Checa Czech Republic	1.132.931	1.251.220	10,4 %
Turquía Turkey	1.125.534	1.170.445	4,0 %
Irán Iran	743.647	1.090.846	46,7 %
Rep. De Eslovaquia Slovak Rep.	975.000	993.000	1,8 %
Italia Italy	658.206	697.864	6,0 %
Argentina Argentine	791.007	617.329	-22,0 %
Malasia Malaysia	601.407*	596.600*	-0,8 %
Polonia Poland	590.159	593.904	0,6 %
Sudáfrica South Africa	545.913	566.083	3,7 %
Bélgica Belgium	503.504	516.832	2,6 %
Resto Rest	2.392.241	2.433.173	1,7 %
Total Total	87.507.027	89.747.430	2,6 %

